

# Multiplication Facts

Name: \_\_\_\_\_

## Multiplication Facts

Solve each problem. Using the key, color each beach item based on your answer.

**Key:**

- 12: Pink
- 48: Green
- 72: Blue
- 40: Yellow
- 24: Orange
- 18: Red

**Items and Problems:**

- Umbrella:  $12 \times 4$ ,  $8 \times 9$ ,  $10 \times 4$
- Sunglasses:  $2 \times 12$ ,  $4 \times 6$
- Flip-flops:  $9 \times 2$ ,  $3 \times 6$
- Beach Ball:  $12 \times 1$ ,  $6 \times 8$ ,  $4 \times 3$ ,  $4 \times 12$
- Bucket:  $6 \times 2$ ,  $12 \times 6$
- Beach Towel:  $9 \times 8$ ,  $4 \times 10$ ,  $12 \times 2$ ,  $6 \times 12$ ,  $5 \times 8$ ,  $6 \times 4$

© Chloe Campbell

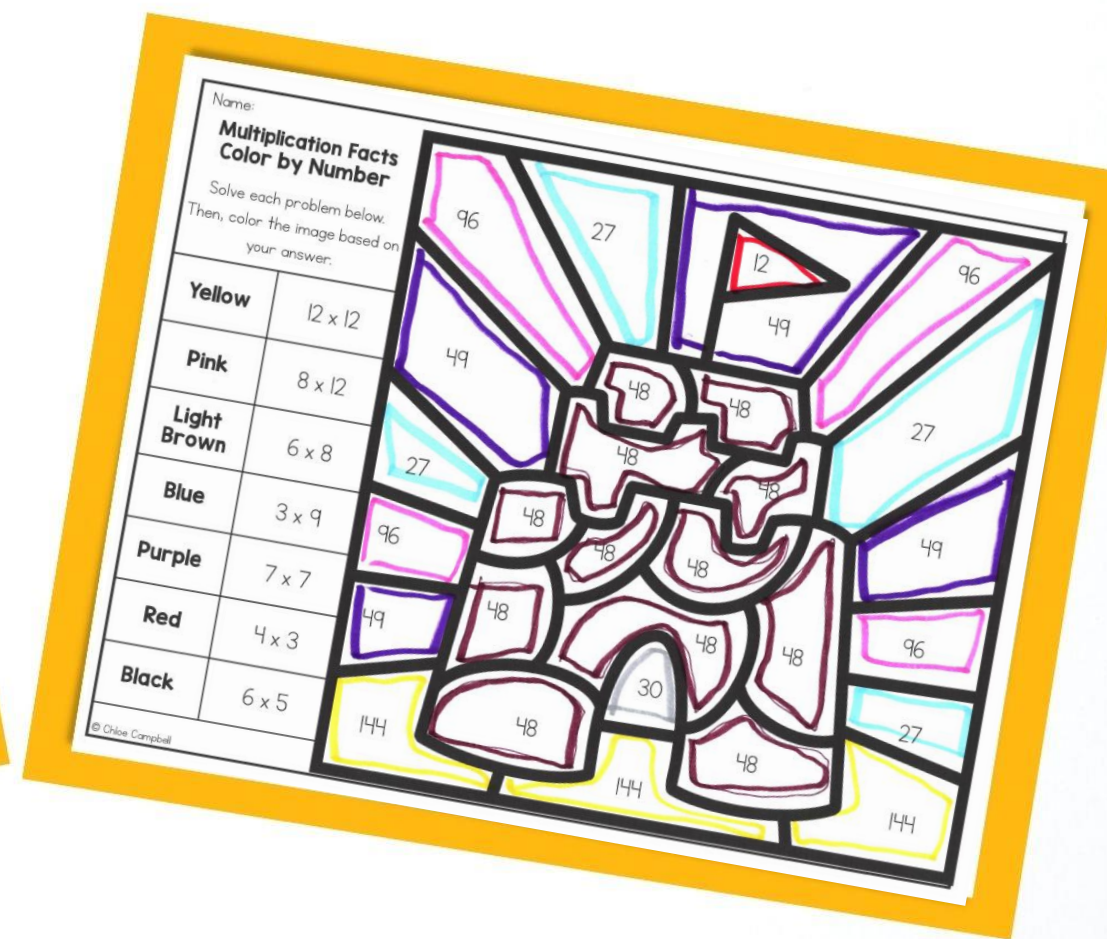

SUMMER  
MATH



# What's Included?



- ★ 4 :No-Prep Worksheets
- Color the Scene
  - Code Breaker
  - Color by Number
  - Find the Answer




- ★ Answer keys to make your life easier!

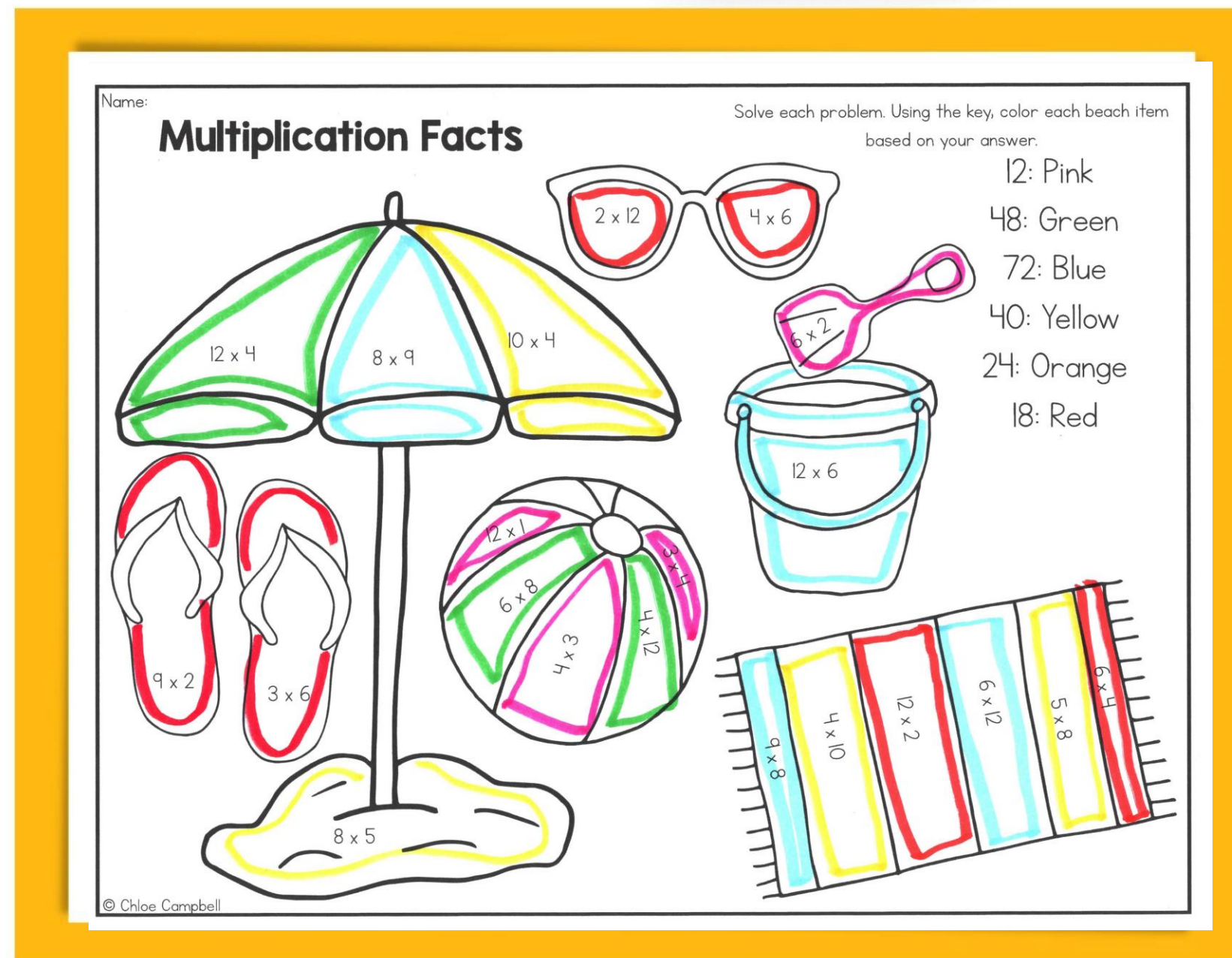


# Activity #1

## Color the Scene

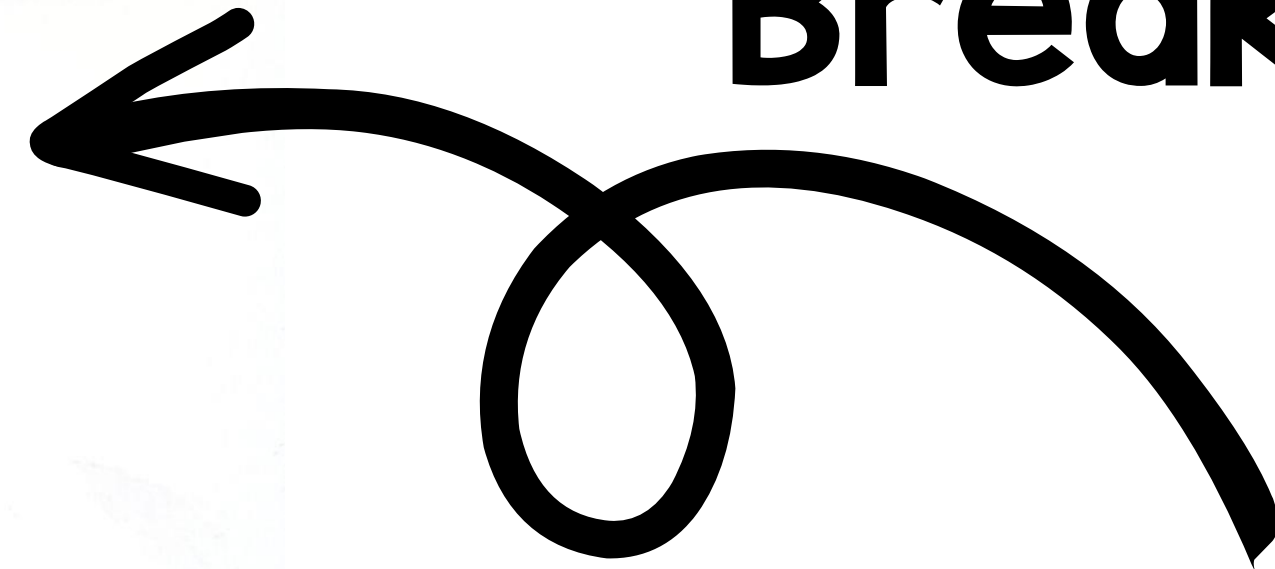


Students will solve each problem. Using the key, color each coin based on the answer.



# Activity #2

## Code Breaker






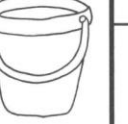









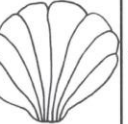






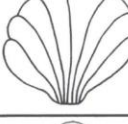


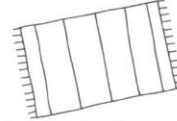


Use the key on the right to find out what numbers to use in each problem, then solve.

Name: \_\_\_\_\_

**Multiplication Facts Code Breaker**

Use the key on the right to find out what numbers to use in each problem, then solve.

 <b>x</b>  $7 \times 3 = 21$	 <b>x</b>  $2 \times 4 = 8$	 <b>x</b>  $1 \times 5 = 5$	 <b>4</b>
 <b>x</b>  $6 \times 4 = 24$	 <b>x</b>  $10 \times 3 = 30$	 <b>x</b>  $4 \times 7 = 28$	 <b>1</b>
 <b>x</b>  $1 \times 2 = 2$	 <b>x</b>  $6 \times 1 = 6$	 <b>x</b>  $10 \times 5 = 50$	 <b>6</b>
			 <b>7</b>
			 <b>2</b>
			 <b>3</b>
			 <b>5</b>
			 <b>10</b>

© Chloe Campbell



# Activity #3

## Color by Number


Name: \_\_\_\_\_

**Multiplication Facts**

Solve each problem. Using the key, color each beach item based on your answer.

12: Pink  
48: Green  
72: Blue  
40: Yellow  
24: Orange  
18: Red

© Chloe Campbell





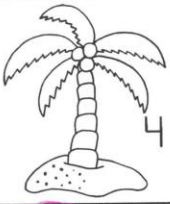









Solve each problem.  
Then, color the  
image based on the key.


# Activity #4

## Find the Answer

Name: \_\_\_\_\_

**Multiplication Facts Find the Answer**  
Solve each problem. Color or circle the correct answer below it. © Chloe Campbell

$7 \times 12$ 	$11 \times 9$ 	$4 \times 8$ 	$5 \times 3$ 
94 87 <b>84</b>	91 <b>99</b> 109	<b>32</b> 34 38	20 <b>15</b> 25
$6 \times 6$ 	$2 \times 8$ 	$10 \times 11$ 	$9 \times 4$ 
<b>36</b> 38 32	15 <b>16</b> 20	120 121 <b>110</b>	<b>36</b> 34 28
$5 \times 7$ 	$2 \times 2$ 	$8 \times 7$ 	$4 \times 12$ 
45 32 <b>35</b>	<b>4</b> 6 8	<b>56</b> 54 49	44 <b>48</b> 52



Color or circle the correct answer below the problem.



# Suggestions for Use:

- End of School Year Party
- Early Finishers
- Math Centers
- Independent Activity
- Sub Plans
- Small Groups
- Partner Activity
- Morning Work

**NO PREP  
FOR YOU!**

**Just print  
and use!**