

Multiplication Facts

Name: _____

Multiplication Facts Color by Number






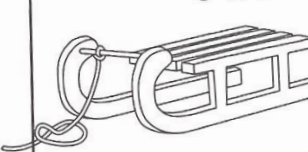






Solve each problem below. Then, color the image based on your answer..

Brown	3×9
White	12×7
Orange	11×6
Blue	7×6
Black	5×3
Grey	2×8

Name: _____


Multiplication Facts Find the Answer

Solve each problem. Color or circle the correct answer below it.

12×6 	3×7 	4×11 	5×9 
60 72 86	19 21 25	36 40 44	50 43 45
5×5 	8×2 	10×10 	6×3 
25 50 35	17 18 16	100 110 101	16 17 18
7×4 	3×12 	11×7 	9×12 
28 24 32	30 36 40	70 75 77	96 108 121

Winter Math

What's Included?


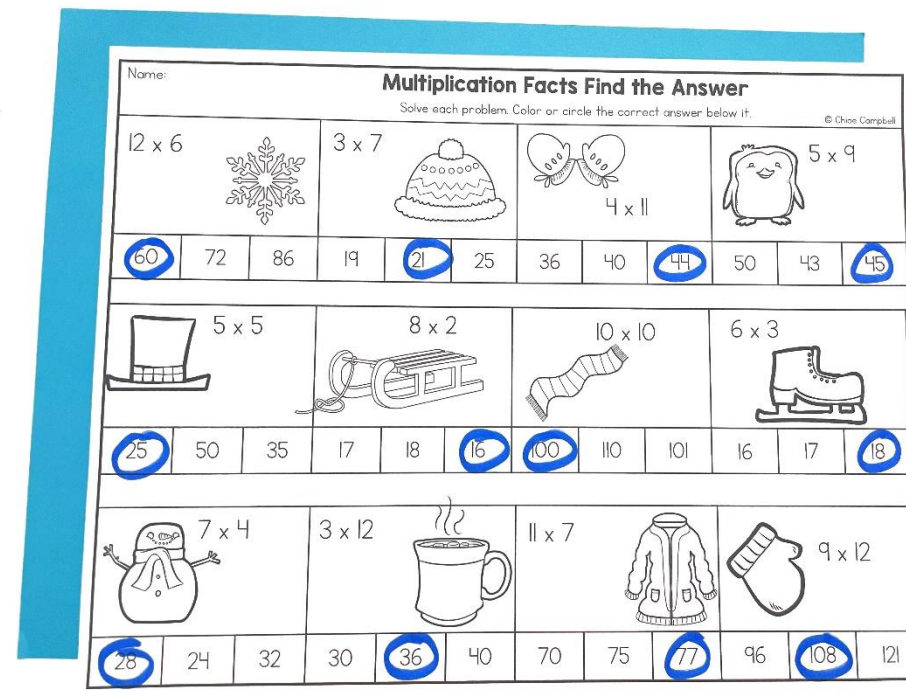
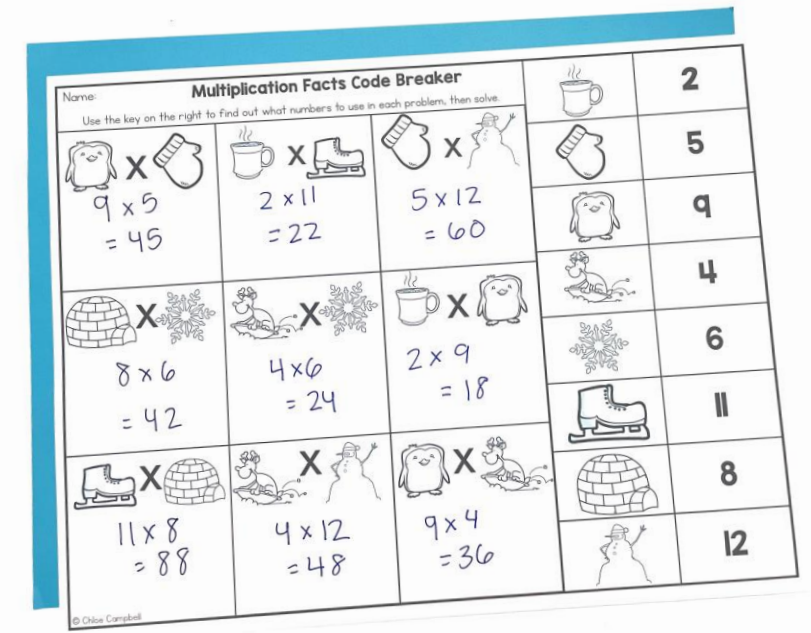



4 No-Prep Worksheets:

- Color the Mittens
- Code Breaker
- Color by Number
- Find the Answer




Answer keys to make
your life easier!



Activity #1

Color the Mittens



Students will solve each problem. Using the key, color each mitten based on the answer.

Name: _____

Multiplication Facts


Solve each problem. Using the key to the left, color each mitten based on your answer.

24: Red	8x3	6x2	6x6	6x10	3x4
12: Blue	8x6	10x6	4x12	4x9	2x12
36: Green	12x3	4x3	12x5	12x1	12x3
60: Yellow					
48: Purple					



























© Chloe Campbell

Activity #2

Code Breaker




Use the key on the right to find out what numbers to use in each problem, then solve.

Name: _____			Multiplication Facts Code Breaker	
Use the key on the right to find out what numbers to use in each problem, then solve.				
 \times  9×5 $= 45$	 \times  2×11 $= 22$	 \times  5×12 $= 60$		2
				5
				9
 \times  8×6 $= 42$	 \times  4×6 $= 24$	 \times  2×9 $= 18$		4
				6
 \times  11×8 $= 88$	 \times  4×12 $= 48$	 \times  9×4 $= 36$		11
				8
				12

Activity #3

Color by Number



Solve each problem. Then,
color the image based on
the key.

Name: _____

Multiplication Facts Color by Number


Solve each problem below.
Then, color the image based
on your answer..

Brown	3×9
White	12×7
Orange	11×6
Blue	7×6
Black	5×3
Grey	2×8

© Chloe Campbell

Activity #4






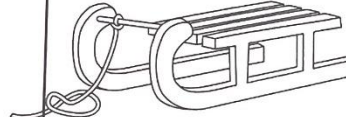






Find the Answer



Solve each problem.
Color or circle the correct
answer below it.

Name: _____

Multiplication Facts Find the Answer
Solve each problem. Color or circle the correct answer below it. © Chloe Campbell

12×6 	3×7 	4×11 	5×9 
<input checked="" type="radio"/> 60 72 86	19 <input checked="" type="radio"/> 21 25	36 40 <input checked="" type="radio"/> 44	50 43 <input checked="" type="radio"/> 45
 5×5	 8×2	 10×10	6×3 
<input checked="" type="radio"/> 25 50 35	17 18 <input checked="" type="radio"/> 16	<input checked="" type="radio"/> 100 110 101	16 17 <input checked="" type="radio"/> 18
 7×4	3×12 	11×7 	 9×12
<input checked="" type="radio"/> 28 24 32	30 <input checked="" type="radio"/> 36 40	70 75 <input checked="" type="radio"/> 77	96 <input checked="" type="radio"/> 108 121

Suggestions for Use:

- Early Finishers
- Math Centers
- Independent Activity
- Sub Plans
- Small Groups
- Partner Activity
- Morning Work
- Winter Party

**NO PREP
FOR YOU!**

**Just print
and use!**