

Halloween Math

Multiplication Facts

Name: _____
Multiplication Facts
Color by Number

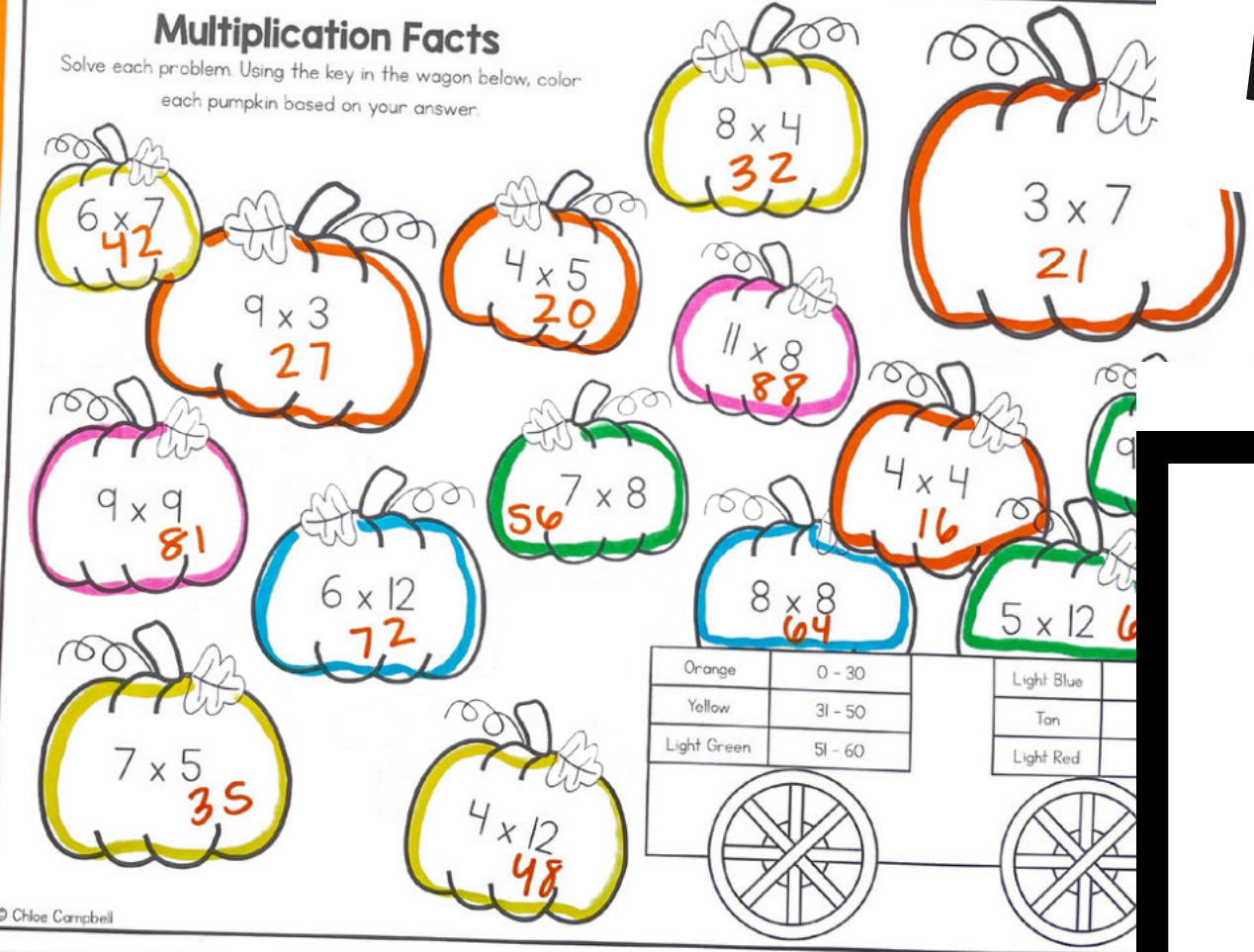
Solve each problem in the picture. Then, color the image based on the key below.

| | |
|-------------|------------|
| Black | 40, 72 |
| Yellow | 20 |
| Blue | 30, 42, 50 |
| Purple | 12, 16 |
| Dark Green | 36, 48 |
| Gray | 18 |
| Light Green | 24 |




Name: _____
Multiplication Facts

Solve each problem. Using the key in the wagon below, color each pumpkin based on your answer.



SCROLL

to take a look inside!

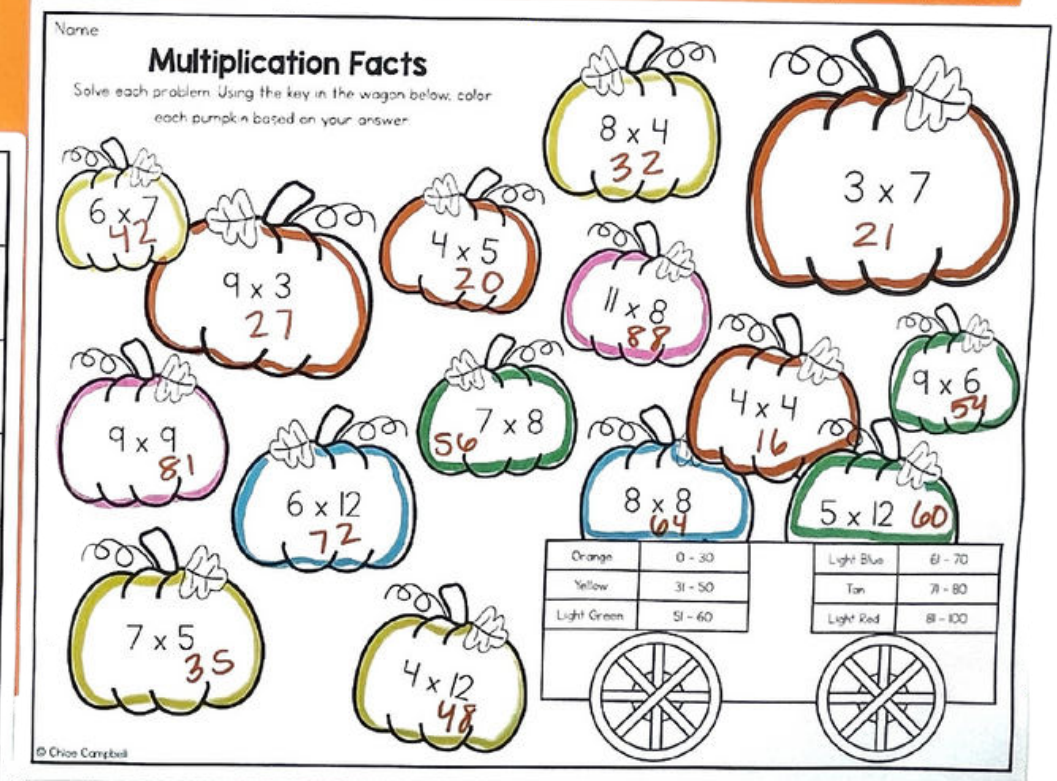
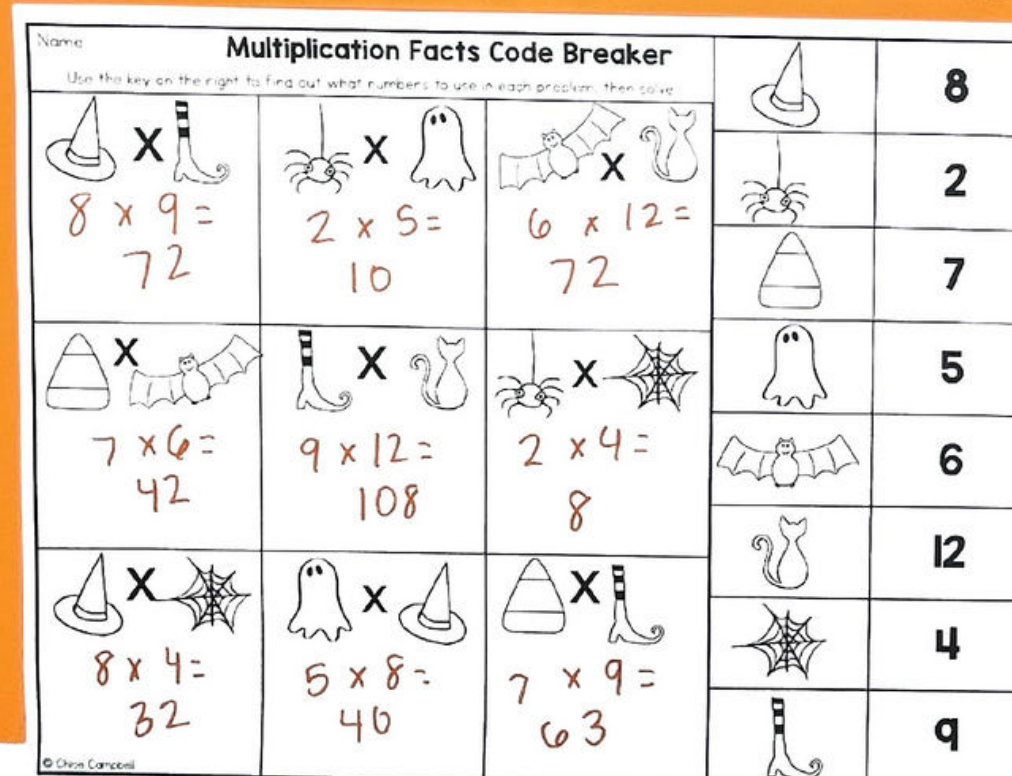
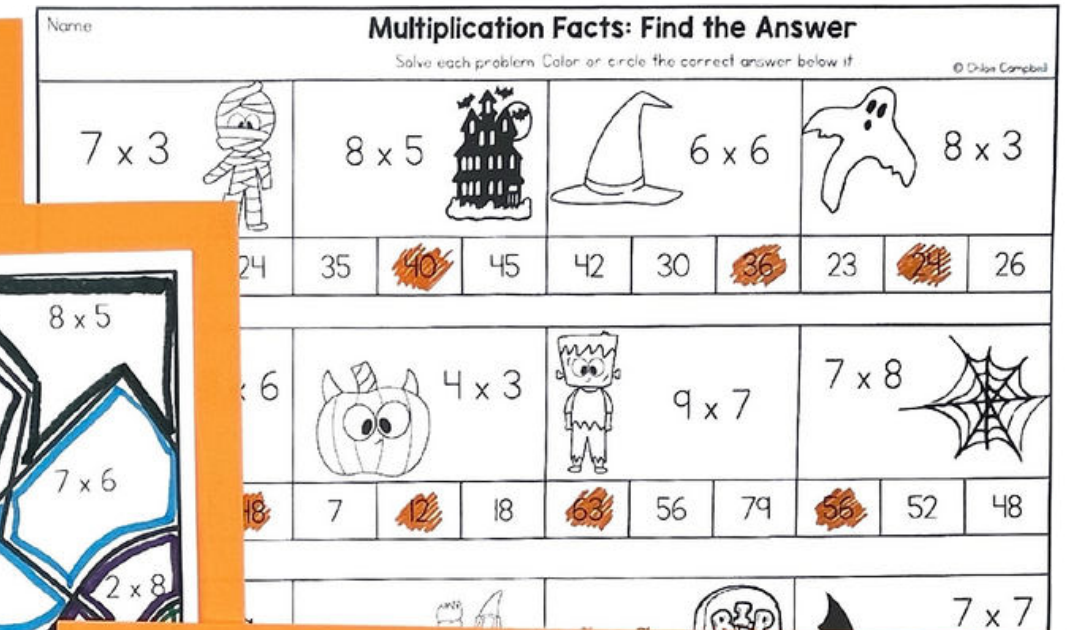
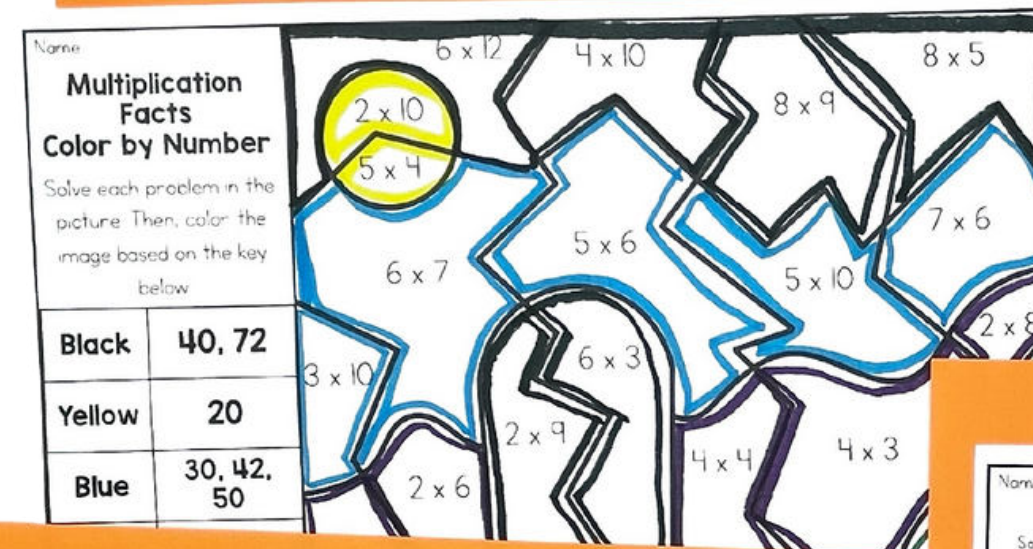


What's Included?

★ 4 No-Prep Worksheets:


- Pumpkin Problems
- Code Breaker
- Color by Number Haunted House
- Find the Answer

★ Answer keys to make your life easier!



Activity #1

Color the Pumpkins



Students will solve each problem.
Using the key in the wagon
below, color each pumpkin based
on the answer.

Name: _____

Multiplication Facts

Solve each problem. Using the key in the wagon below, color each pumpkin based on your answer.


8 x 4 = 32
3 x 7 = 21
6 x 7 = 42
4 x 5 = 20
9 x 3 = 27
11 x 8 = 88
9 x 9 = 81
7 x 8 = 56
4 x 4 = 16
9 x 6 = 54
6 x 12 = 72
8 x 8 = 64
5 x 12 = 60
7 x 5 = 35
4 x 12 = 48

| | | | |
|-------------|---------|------------|----------|
| Orange | 0 - 30 | Light Blue | 61 - 70 |
| Yellow | 31 - 50 | Tan | 71 - 80 |
| Light Green | 51 - 60 | Light Red | 81 - 100 |

© Chloe Campbell

Activity #2

Code Breaker








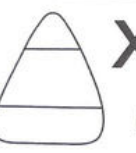















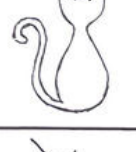




Use the key on the right to find out what numbers to use in each problem, then solve.

Name: _____

Multiplication Facts Code Breaker


Use the key on the right to find out what numbers to use in each problem, then solve.

| | | | | |
|---|---|--|---|-----------|
|  \times  $8 \times 9 = 72$ |  \times  $2 \times 5 = 10$ |  \times  $6 \times 12 = 72$ |  | 8 |
|  \times  $7 \times 6 = 42$ |  \times  $9 \times 12 = 108$ |  \times  $2 \times 4 = 8$ |  | 2 |
|  \times  $8 \times 4 = 32$ |  \times  $5 \times 8 = 40$ |  \times  $7 \times 9 = 63$ |  | 7 |
| | | |  | 5 |
| | | |  | 6 |
| | | |  | 12 |
| | | |  | 4 |
| | | |  | 9 |

© Chloe Campbell

Activity #3

Color by Number



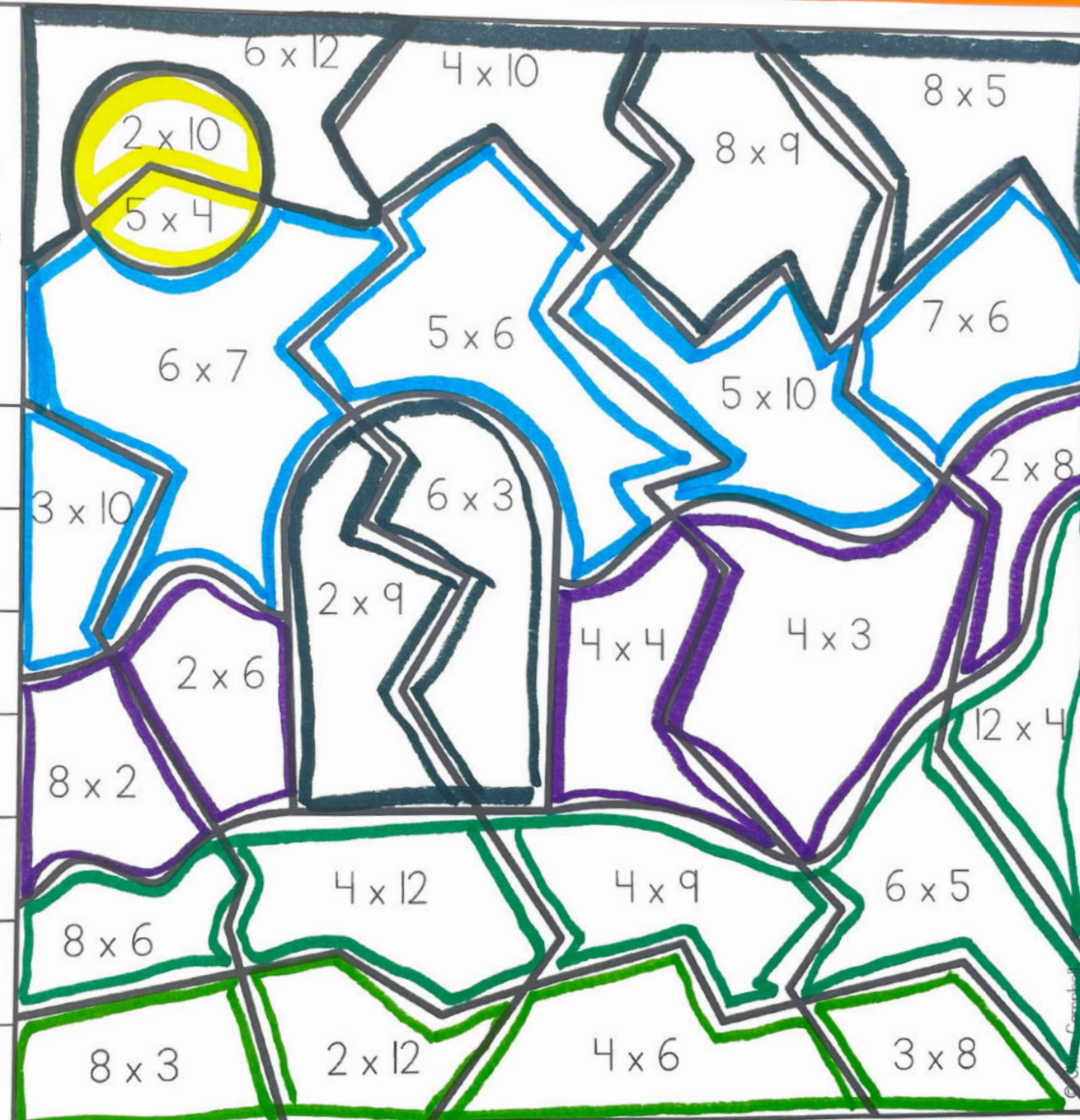
Solve each problem in the picture. Then, color the image based on the key below.

Name: _____

Multiplication Facts Color by Number

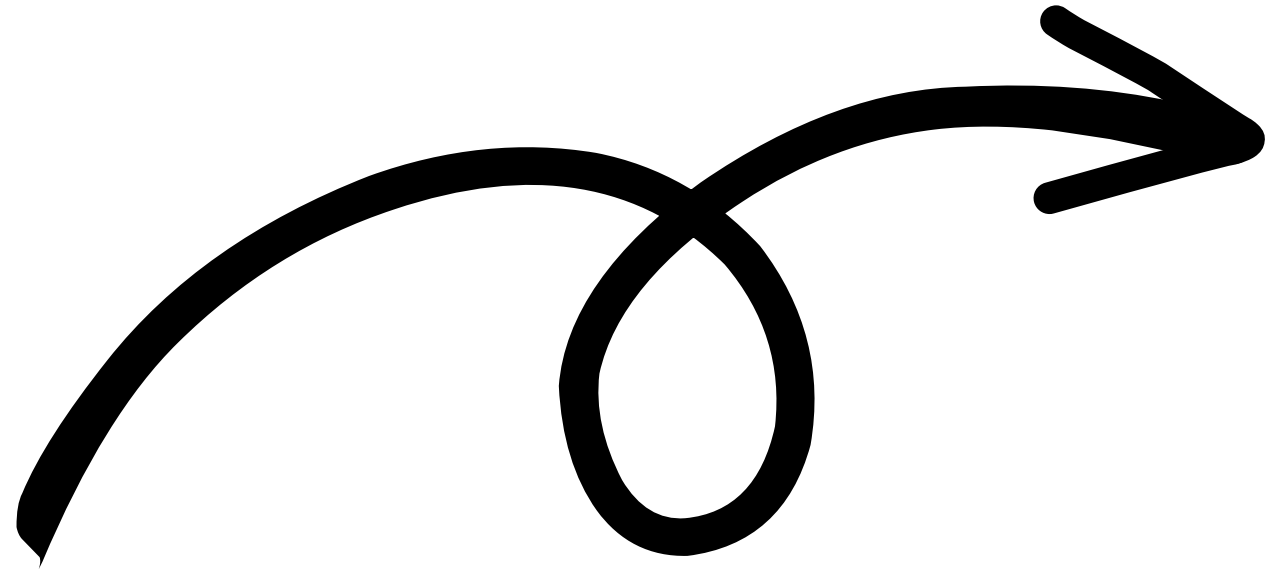
Solve each problem in the picture. Then, color the image based on the key below.

| | |
|-------------|------------|
| Black | 40, 72 |
| Yellow | 20 |
| Blue | 30, 42, 50 |
| Purple | 12, 16 |
| Dark Green | 36, 48 |
| Gray | 18 |
| Light Green | 24 |



Activity #4

Find the Answer















Solve each problem. Color or circle the correct answer below it.

Name: _____

Multiplication Facts: Find the Answer

Solve each problem. Color or circle the correct answer below it.

© Chloe Campbell

| | | | |
|---|---|--|--|
| 7×3  | 8×5  |  6×6 |  8×3 |
| 21 28 24 | 35 40 45 | 42 30 36 | 23 24 26 |
|  8×6 |  4×3 |  9×7 | 7×8  |
| 56 49 48 | 7 12 18 | 63 56 79 | 56 52 48 |
|  3×9 | 8×9  | 9×9  |  7×7 |
| 18 27 28 | 89 72 74 | 79 81 84 | 39 48 49 |

Suggestions for Use:

- Halloween Party
- Early Finishers
- Math Centers
- Independent Activity
- Sub Plans
- Small Groups
- Partner Activity
- Morning Work

**NO PREP
FOR YOU!**

**Just print
and use!**