

WINTER BUNDLE 5th Grade SOLVE THE ROOM

$9,887 \div 57$


$3,456 \div 56$

$5,678 \div 78$

$4,567 \div 67$





















$9,342 \div 93$

$6,789 \div 89$



Name _____

Directions: Find the card that matches each shape and solve the problem. Write the answer in the box that matches the shape.

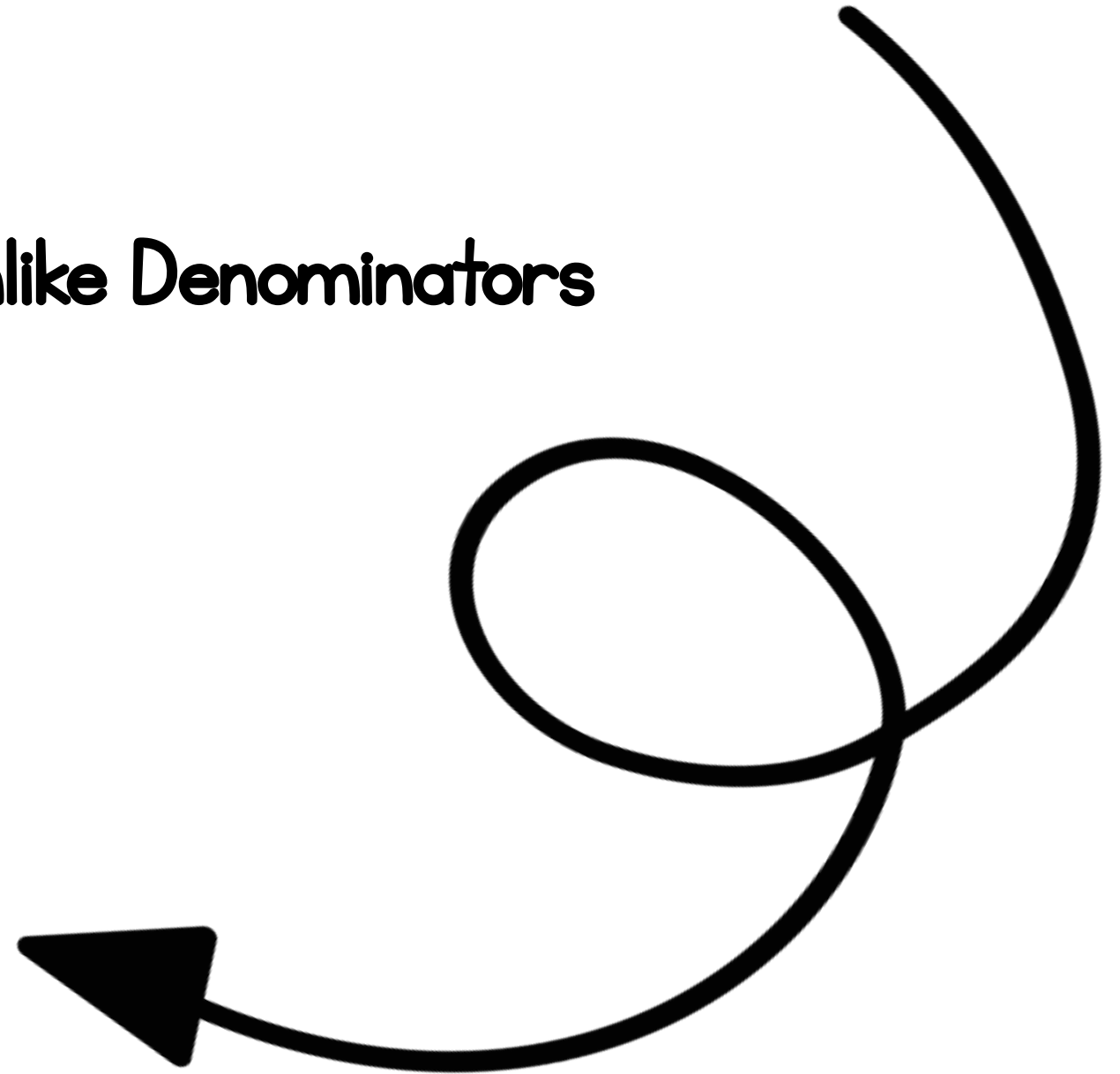
	
	
	
	
	
	
	
	
	
	

© Chloe Campbell



Topics Included:
















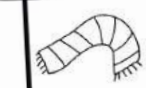




- Order of Operations
- Add and Subtract Decimals
- Add and Subtract Fractions with Unlike Denominators
- Divide Fractions
- Multiply Fractions
- Divide Decimals
- Multiply Decimals
- Long Division with 2 Digit Divisors
- Rounding Decimals
- Measurement Conversions



Students find problems around the room & write the answers on their recording sheet.

Name: _____

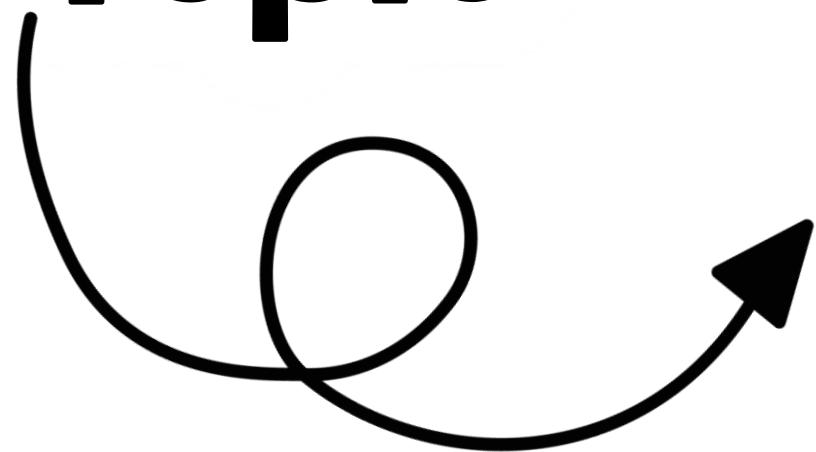
Directions: Find the card that matches each shape and solve the problem. Write the answer in the box that matches the shape.


© Chloe Campbell



20 Problems For each topic




$$35 + 6 \times 30 - 23$$



$$40 \times (14 - 6)$$



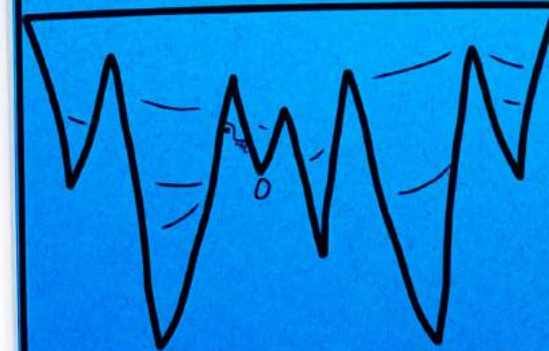
$$40 \times (14 - 6)$$



$$[(13 + 6) \times 4] + 2$$



$$[13 + (18 \div 9 + 5)]$$



$$50 + 6 \times 11 - 4$$



20


Problems For each topic




$$512 \text{ oz} = \underline{\hspace{2cm}} \text{ lb}$$




$$67 \text{ in} = \underline{\hspace{2cm}} \text{ ft}$$



$$73 \text{ m} = \underline{\hspace{2cm}} \text{ mm}$$



$$19 \text{ pt} = \underline{\hspace{2cm}} \text{ qt}$$




$$4,000 \text{ g} = \underline{\hspace{2cm}} \text{ kg}$$



$$10 \text{ yd} = \underline{\hspace{2cm}} \text{ ft}$$



Students create a matching word problem.



The image shows a worksheet titled "Create a Matching Word Problem" with a winter theme. At the top, there is a blue header bar. Below it, the title "Create a Matching Word Problem" is written in a large, bold, black font. Under the title, the directions "Directions: Use the numbers from the cards to write your own matching word problem." are written in a smaller font. To the right of the title, there are two large, stylized snowflake decorations. Below the title and directions, there is a list of ten winter-related illustrations: a person in a hat, ice skates, a snow globe, a beanie, a mitten, a mug, a moose, a scarf, a top hat, and a snowman. Each illustration is placed next to a horizontal line for writing. A blue pen is shown diagonally across the lower half of the page. At the bottom left, there are two more stylized snowflake decorations. The footer of the page includes the copyright "© Chloe Campbell".

How to Use:

1. Print out each page. You can print on cardstock and/or laminate to help the cards last longer.
2. Cut out each card. There are 4 to a page.
3. Place the cards around the room or tape the cards to the walls, back of student chairs, doorways, etc.
4. Give students a clipboard. They'll walk around the room to find the cards.
5. Students will find the card that matches each shape. They'll solve the problem then write the answer in the box that matches the shape.

Answer
Keys
Included

Students are up and moving around the room while solving math problems. That's a WIN!



**Purchase now
to see student
engagement
increase in
your
classroom!**