

# SPRING BUNDLE

## 4th Grade

# SOLVE THE ROOM

$$265 \div 5$$

$$4,321 \div 7$$

$$5,555 \div 5$$

$$6,798 \div 6$$

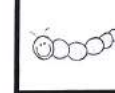

$$7,890 \div 9$$

$$9,870 \div 5$$



Name: \_\_\_\_\_

Directions: Find the card that matches each shape and solve the problem. Write the answer in the box that matches the shape.

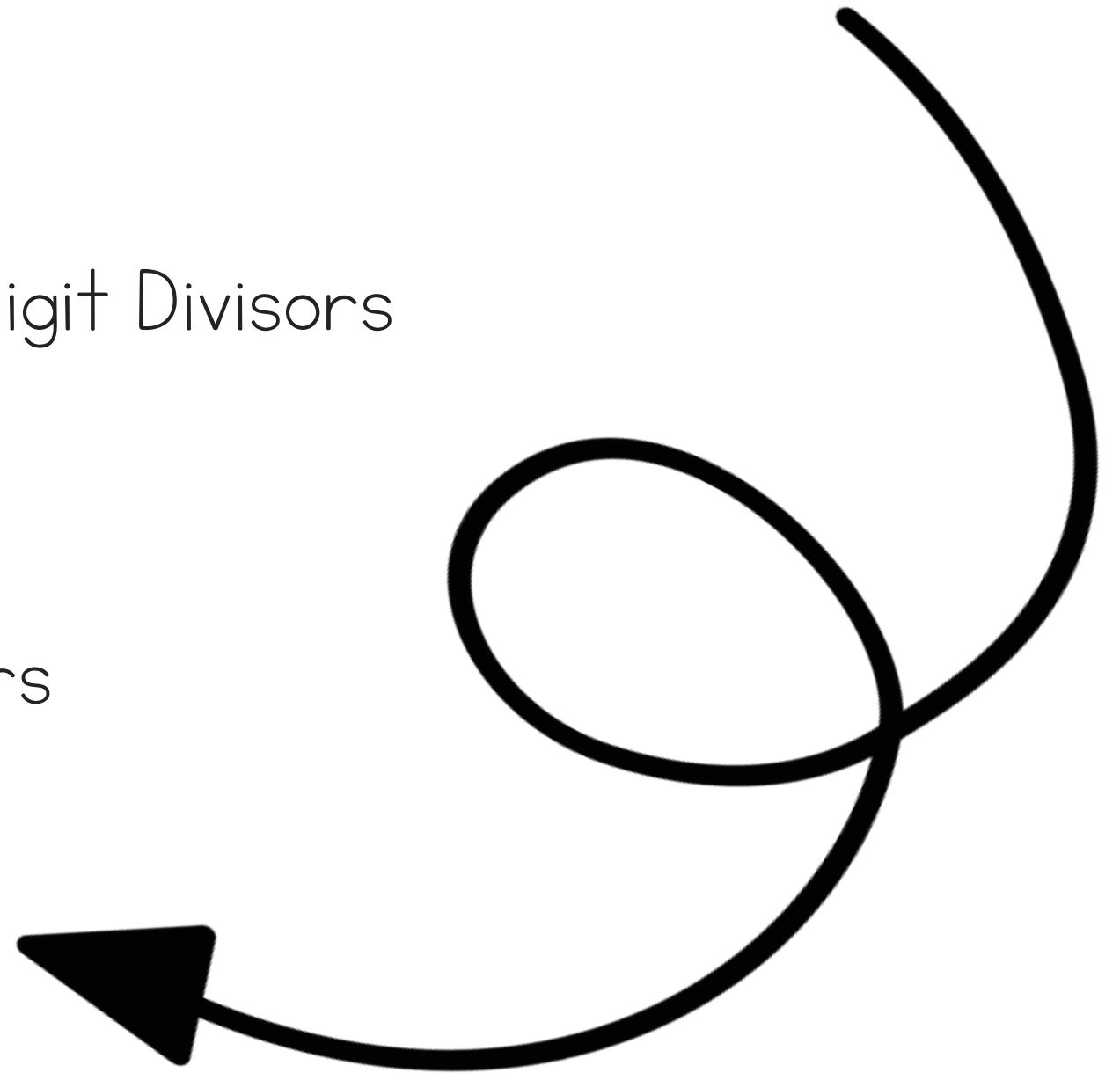


$$5,679 \div 7$$



# Topics Included:

- Rounding Whole Numbers
- Long Division – 4 Digit Dividends with 1 Digit Divisors
- Prime or Composite
- Factor Pairs
- Multiply 4 Digit by 1 Digit Whole Numbers
- 2 Digit by 2 Digit Multiplication
- Missing Measurements in Angles
- Compare Decimals
- Add and Subtract Fraction with Like Denominators
- Write Fractions as Decimals with 10 or 100 as Denominators














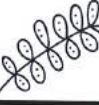










**Students find problems around the room & write the answers on their recording sheet.**


Name: \_\_\_\_\_

Directions: Find the card that matches each shape and solve the problem. Write the answer in the box that matches the shape.

© Chloe Campbell

# Teacher Directions Included



## Write the Room

### Spring Theme

Directions for Use:

- Print out each page. I recommend using cardstock.
- You can laminate the pages so they last longer.
- Cut out each card. There are 4 to a page.
- Place cards around the room or tape cards to the walls.
- Give students a clipboard and they'll walk around the room to find the cards.
- Students will find the card that matches each shape and solve the problem. Write the answer in the box that matches the shape.
- If you'd like to challenge your students or keep them busy when they finish, ask students to create word problems that match the numbers.

© Chloe Campbell



# 20


## Problems For each set




$$9,301 \times 8$$




$$2,875 \times 6$$



$$3,123 \times 2$$




$$5,652 \times 7$$



$$4,029 \times 5$$

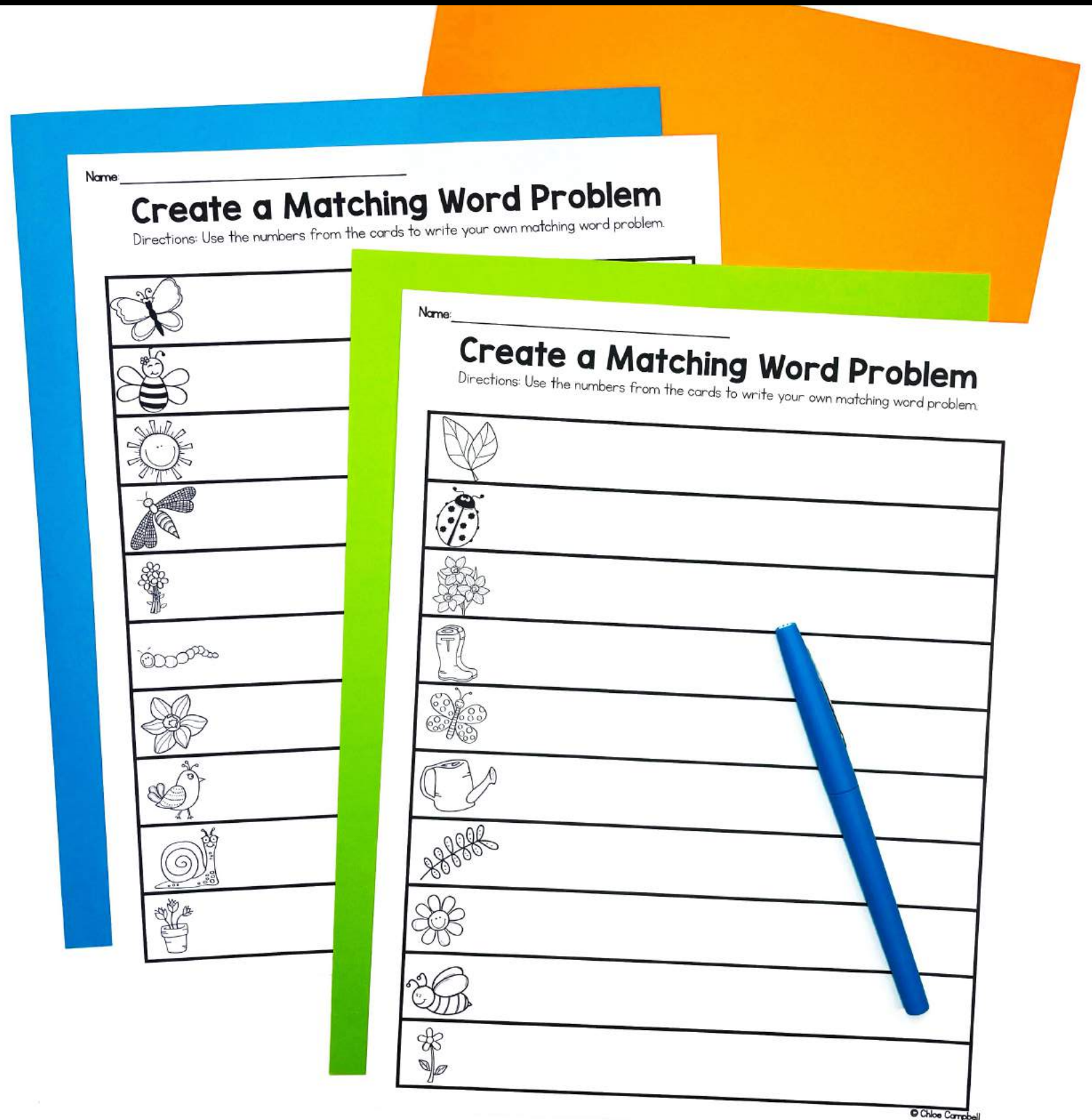



$$8,492 \times 9$$



# Extension Activity

**Students create a  
matching word  
problem.**



# How to Use:

1. Print out each page. You can print on cardstock and/or laminate to help the cards last longer.
2. Cut out each card. There are 4 to a page.
3. Place the cards around the room or tape the cards to the walls, back of student chairs, doorways, etc.
4. Give students a clipboard. They'll walk around the room to find the cards.
5. Students will find the card that matches each shape. They'll solve the problem then write the answer in the box that matches the shape.



Answer  
Keys  
Included



Students are up and moving around the room while solving math problems. That's a WIN!



**Purchase now  
to see student  
engagement  
increase in  
your  
classroom!**