

# **What's Included?**

- ✓ **Design a Gingerbread House**
- ✓ **Build a Snowman**
- ✓ **Decorate a Christmas Tree**
- ✓ **Plan a Sweet Treat Party**

# Add & Subtract Decimals

## CHRISTMAS STORE

Small Presents: \$1.25  
Medium Presents: \$6.50

### CHRISTMAS TREE STORE

## Create Your Own Christmas Tree

# BUILD A SNOWMAN PROJECT

## CREATE A SILLY SNOWMAN

## Add & Subtract Decimals

# Create Your Own Gingerbread House

## HOW MUCH MONEY DID YOU SPEND?

# SWEET TREAT PARTY

## SWEET TREATS STORE

	Chocolate Mousse with Cream Cheese Filling	\$3.25 per slice \$8.75 per pie (6 slices per pie)
	Lemon Meringue Pie with Chocolate Graham Cracker Crust	\$3.50 per slice \$9.25 per pie (6 slices per pie)
	Yellow Layered Cake with Strawberry Ice Cream Filling	\$1.25 per slice \$9.25 per cake (8 slices per cake)
	Black Forest Cake Topped with Cherries and Chocolate Graham Cracker Crust	\$2.85 per slice \$22.25 per cake (8 slices per cake)
	Sweet Cinnamon Pancakes with Butter and Maple Syrup	\$6 per stack
	Chocolate Mousse with Cream Cheese Filling	\$1.75 per slice \$7.55 per cake (5 slices per cake)
	Chocolate Donut with Strawberry Topping and Sprinkles	\$1.25 per donut \$13.75 per box (12 donuts per box)
	Chocolate Donut with Fudge Topping and Sprinkles	\$1.25 per donut \$13.75 per box (12 donuts per box)
	Cinnamon Sweet and Cream Cheese Filling	\$1.75 per slice \$7.55 per cake (5 slices per cake)
	Chocolate Sweet and Chocolate Mousse Filling	\$1.75 per slice \$7.55 per cake (5 slices per cake)

## HOW MUCH MONEY DID YOU SPEND?

# 4 HIGHLY ENGAGING ACTIVITIES

# How to Use:

1. Students select items from the “Sweet Treat Store” to purchase. They’ll pick their favorite cakes, donuts, and other sweets.
2. Students will then add up the price of their sweet treats as they draw them on their recording sheet.

# Activities Included

- ✓ Find the total amount spent by adding up the prices of the items pictured (3 printable pages).
- ✓ Find the amount of change you'd receive after purchasing 3 items from the store.
- ✓ Add together 3 items from the store to find the total price.
- ✓ Add together 4 items from the store to find the total price.
- ✓ Add together 5 items from the store to find the total price.
- ✓ Plan a Sweet Treat Party for 10 People
- ✓ Plan a Sweet Treat Party for 20 People
- ✓ Plan a Sweet Treat Party for 50 People
- ✓ Extension Questions: Gives students a budget to stay under.

# Creative Ways to Setup:

- Print the store on cardstock and give to each table group or partner set.
- Print the store on poster paper and display at the front of the room.
- Print the store on paper and display in multiple places around the room.
- Print the store on paper and display in picture frames or plastic sleeves.



# Teachers like YOU say:

★★★★★ Extremely satisfied

Great material as you wind down toward vacation. It has academic value and keeps the kids "plugged" in before a much anticipated break!

★★★★★ 5.0

My students loved planning a party! I loved that they were reviewing working with money! Wonderful resource

★★★★★ Extremely satisfied

I thought this resource was adorable and perfect for the holidays because it is nondenominational. I printed them in color and will be able to reuse the price sheets again.

★★★★★ 5.0

It was such a great resource that focused on the skills my students needed to practice! They enjoyed it too!

# Sweet Treat Party

## SWEET TREATS STORE

### SWEET



Name: \_\_\_\_\_  
HOW MUCH MONEY DID YOU SPEND?

$$\text{Slice of cake} + \text{Brown donut} + \text{Pink donut} = \$5.75$$

$$\text{Green donut} + \text{Slice of cake} + \text{Cupcake} = \$13.20$$

$$\text{Cupcake} + \text{Slice of cake} + \text{Slice of cake} =$$

$$\text{Pancakes} + \text{Slice of cake} + \text{Cinnamon roll} =$$

# Add & Subtract Decimals



# SWEET TREATS STORE

	Cake Donut and Strawberry Icing with Sprinkles	\$1.25 per donut \$13.75 per box (12 donuts per box)
	Chocolate Donut and Hot Fudge Icing with Sprinkles	\$1.25 per donut \$13.75 per box (12 donuts per box)
	Cinnamon Swirl and Cream Cheese Filling	\$1.75 per slice \$7.55 per cake (5 slices per cake)
	Chocolate Swirl and Chocolate Mousse Filling	\$1.75 per slice \$7.55 per cake (5 slices per cake)
	Kiwi Swirl with Cheesecake Filling	\$1.75 per slice \$7.55 per cake (5 slices per cake)
	Jumbo Str Cupcake with and Cherr	

## SWEET TREAT PARTY EXTENSION QUESTIONS

1. If you purchased all of your sweet treat party supplies with a \$100 bill, how much change will you receive?

Name: **HOW MUCH MONEY DID YOU SPEND?**

 +  +  = \$7.60

 +  +  = \$10.60

 +  +  = \$9.20

 +  +  = \$9.35

# Differentiated Activities



# Create Your Own Christmas Tree

CHRISTMAS STORE

CHRISTMAS STORE

Small Presents: \$4.25  
Medium Presents: \$6.50

CHRISTMAS TREE



HOW MUCH MONEY

$$\square + \square = \square$$

$$\square + \square = \square$$

$$\square + \square = \square$$

$$\square + \square = \square$$

$$\square + \square = \square$$

HOW MUCH CHANGE SHOULD YOU RECEIVE?

$$\$50 - \text{Tree} - \text{Gift} = \square$$

$$\$40 - \text{Tree} - \text{Star} - \text{Bells} = \square$$

$$\$55 - \text{Tree} - \text{Holly} - \text{Gift} = \square$$

$$\$60 - \text{Tree} - \text{Gift} - \text{Ornament} = \square$$

$$\$50 - \text{Tree} - \text{Bow} - \text{Gift} = \square$$

$$\$45 - \text{Tree} - \text{Ornament} = \square$$

## Add & Subtract Decimals



# Practice math skills without even realizing it!

## CHRISTMAS STORE

Small Presents: \$4.25  
Medium Presents: \$6.50

## CHRISTMAS TREE STORE



Name: \_\_\_\_\_

## HOW MUCH MONEY DID YOU SPEND?



CHRISTMAS STORE

# Create a Snowman

**NAME:** \_\_\_\_\_

**DRAW YOUR SNOWMAN**

**SHOW YOUR WORK**

$\$2.17$   
 $\$1.32$   
 $\$1.62$

**SNOWMAN STORE**

**SNOWMAN STORE**

**SNOWMAN STORE**

Extra Large Snowball \$5.99

Small Snowball \$4.75

Medium Snowball \$5.19

Extra Small Snowball \$3.99

Large Brown Smile \$0.97

Small Brown Smile \$0.67

Small Gray Smile \$0.75

Large Gray Smile \$1.03

Pipe \$3.10

Small Gray Dot Smile \$1.53

Large Gray Dot Smile \$1.93

Small Gray Mustache \$1.99

Large Mustache \$2.99

Blue Bow \$2.11

Green Bow \$2.11

Glasses \$2.21

Red Scarf \$2.25

Green Scarf \$2.25

Sunglasses \$2.41

© Chris Cornell 2015

# Add & Subtract Decimals



# SNOWMAN STORE

Brown Hat  
\$2.17



Red Bow \$2.11



Blue Bow \$2.11




Short Beard  
\$3.61



Big Eyes \$1.32



Green Bow \$2.11



Small Eyes \$1.06



Glasses \$2.21

Long Beard  
\$4.21



Red Buttons  
\$2.98



Striped Beanie  
Hat \$3.98



Red Scarf  
\$2.25



Green Scarf  
\$2.25



Blue  
\$2.11

Gray Buttons \$2.88



# SNOWMAN STORE

Extra Large  
Snowball \$5.99

Large Brown Smile \$0.97

Small Brown Smile \$0.67

Small Gray Smile \$0.75

# SNOWMAN STORE

Newspaper \$0.25



Hair \$2.25



Left Hand \$3.98



Left Hand  
\$3.28



Right Hand  
\$3.28



Right Hand \$3.98



Brown  
Nose  
\$0.36



Yellow  
Nose  
\$0.41



Red  
Nose  
\$0.36



Red Lips  
\$1.25



Carrot Nose  
\$0.62



Snowball with  
Star \$0.62

Your students will  
be SUPER engaged!

# Black & White Version, Too!

## SNOWMAN STORE

Brown Hat  
\$2.17



Red Bow \$2.11



Short Beard  
\$3.61



Big Eyes \$1.32



Small Eyes \$1.06



Long Beard  
\$4.21



Striped Be  
Hat \$3.99



Red Buttons  
\$2.98



Blue Scarf  
\$2.25



Gray Buttons \$2.88



## SNOWMAN STORE

Name: \_\_\_\_\_

### SNOWMAN EXTENSION QUESTIONS

1. If you purchased all of your snowman building supplies with a \$100, how much change will you receive? **\$ 67.06**
2. If you purchased all of your snowman building supplies by paying with \$75, how much change will you receive? **\$ 42.06**
3. Your budget is now \$25. Do you have enough money for your original plan? What changes do you need to make to your order to stay within budget?



© Chloe Campbell 2015

## SNOWMAN STORE

Large Brown Smile

Small Brown Smile \$0.67

Small Gray Smile \$0.75

Large Gray Smile \$1.03

Pipe \$3.10



Small  
Snowball  
\$4.75

Small Gray Dot  
Smile \$1.53



Large Gray Dot  
Smile \$1.93



Large Gray  
Snowball \$5.49



© Chloe Campbell 2015



# Create Your Own Gingerbread House

Name: \_\_\_\_\_  
DRAW YOUR GINGERBREAD HOUSE



SHOW YOUR

## GINGERBREAD HOUSE STORE



Window  
\$14.23



Window  
\$13.89



\$0.34 Per



Candy Canes  
\$1.12

## GINGERBREAD HOUSE STORE



Roof  
\$45.49



Roof  
\$47.26



Roof  
\$41.72



Roof  
\$38.19



Chimney  
\$14.98









Roof  
\$35.87




# Add & Subtract Decimals






Name: \_\_\_\_\_  
**HOW MUCH MONEY DID YOU SPEND?**

 +  +  =

 +  +  =

 +  +  =

 +  +  =

**Students will pick their favorite  
decorating items from the  
Gingerbread House Store!**



# GINGERBREAD

1. If you purchased a

## GINGERBREAD



Window  
\$4.23



Window  
\$3.89



\$0.34 Per



Candy Cane

## GINGERBREAD HOUSE STORE



Roof  
\$45.49



Roof  
\$47.26



Roof  
\$41.72



Roof  
\$38.19



Chimney  
\$14.98



House \$98.63



House  
\$75.26



Roof  
\$35.87

House \$8

\$1.74

© Chloe Campbell 2015

Name:

## DRAW YOUR GINGERBREAD HOUSE

SHOW YOUR WORK

Name:

## CREATE A GLORIOUS GINGERBREAD HOUSE

SHOW YOUR WORK

\$ 41.72

\$ 98.63



Total Spent

You can even display their final projects on a bulletin board!



## GINGERBREAD HOUSE STORE



Add to CART to see your  
students engaged!