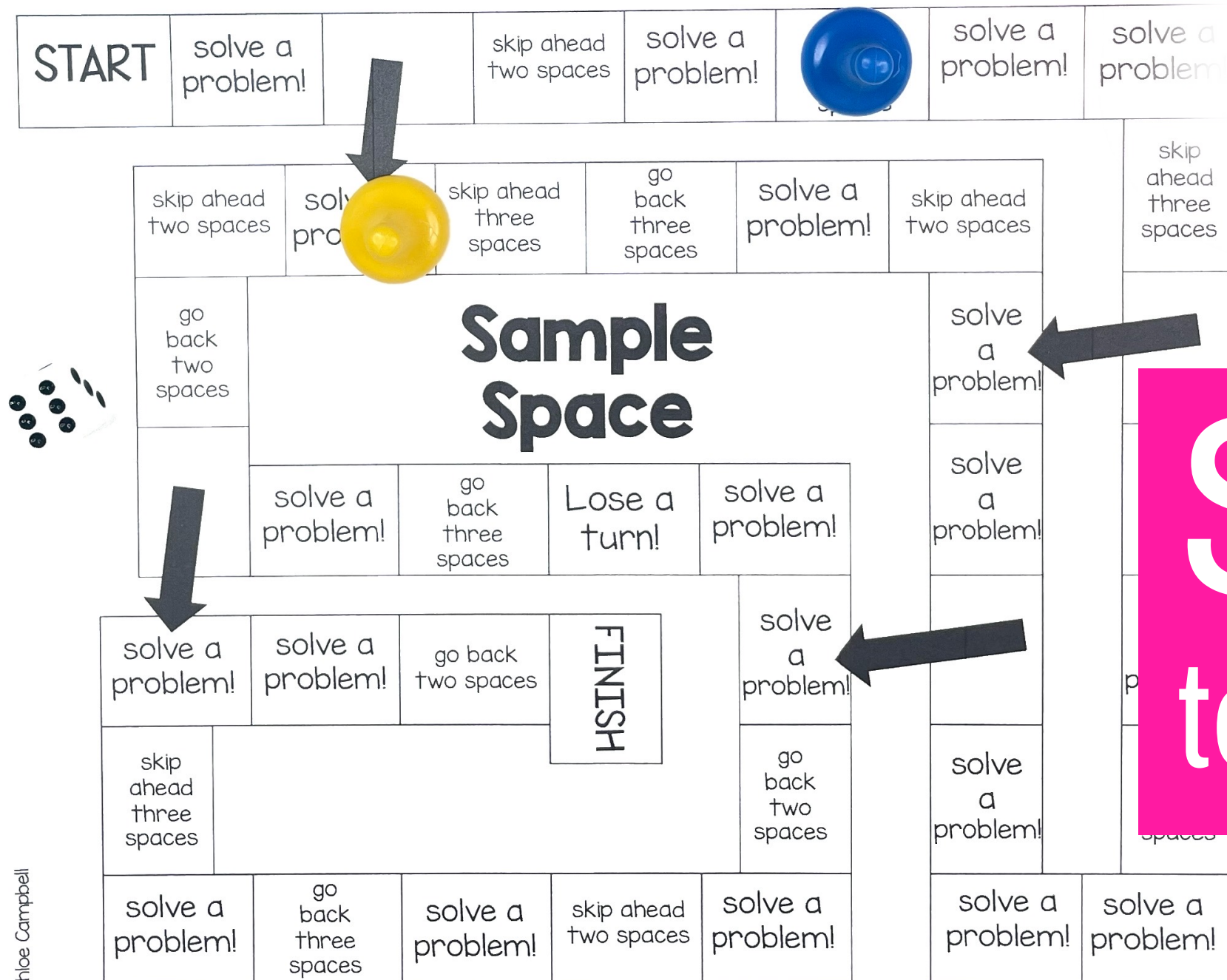


Sample Space



SCROLL
to take a look inside!

20 Problems Included:



11 Suppose you are rolling a standard six-sided die. Choose the outcome that is more likely.

- A. Rolling a number less than 4
- B. Rolling a 4
- C. The outcomes are equally likely

9 Suppose you flip a coin 724 times. The results of those flips are shown below. Choose the best conclusion.

Heads	Tails
574	150

12 Suppose you are rolling a standard six-sided die. Choose the outcome that is more likely.

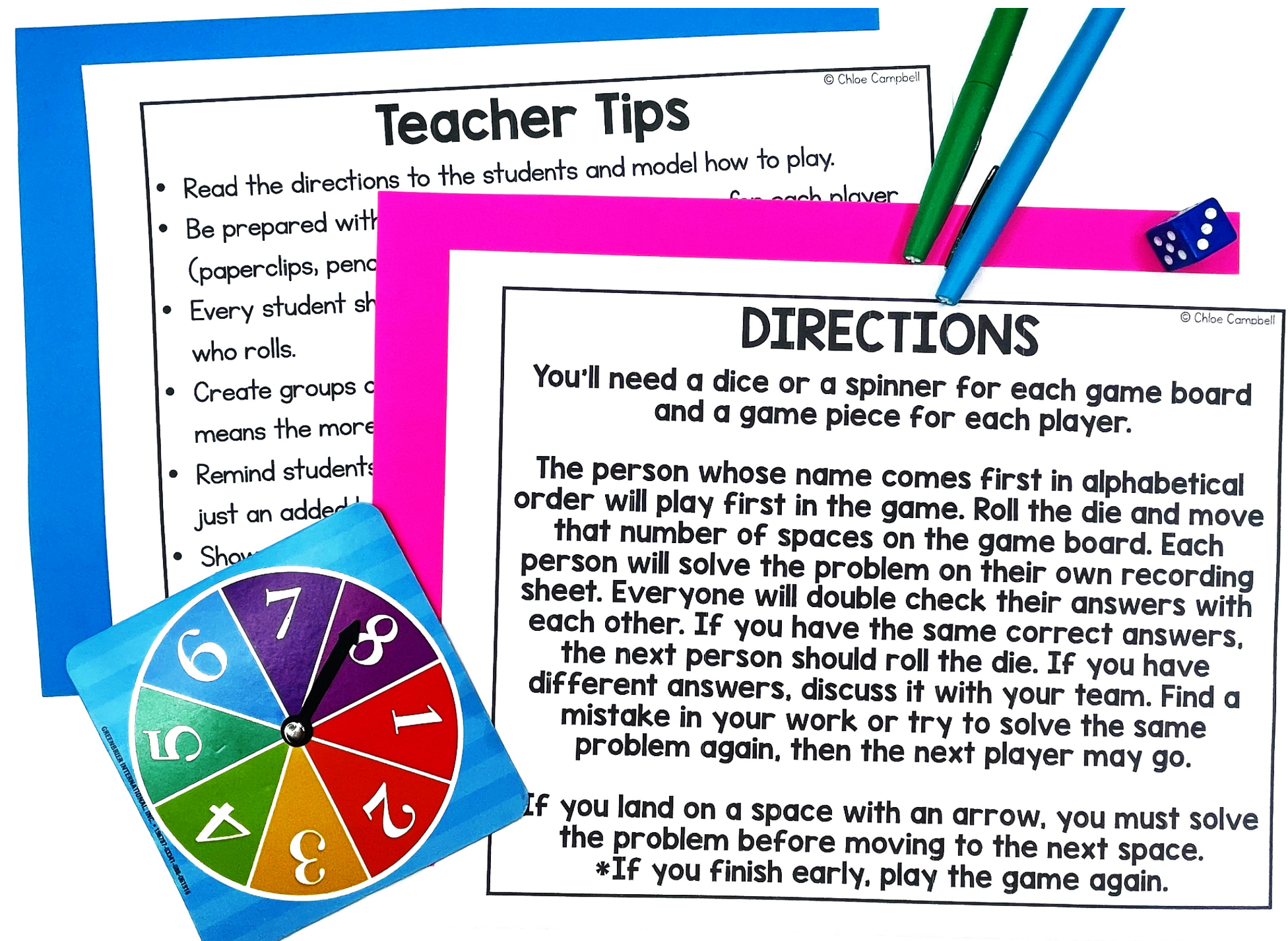
- A. Rolling a number greater than 1
- B. Rolling a 1
- C. The outcomes are equally likely

10 Suppose you flip a coin 522 times. The results of those flips are shown below. Choose the best conclusion.

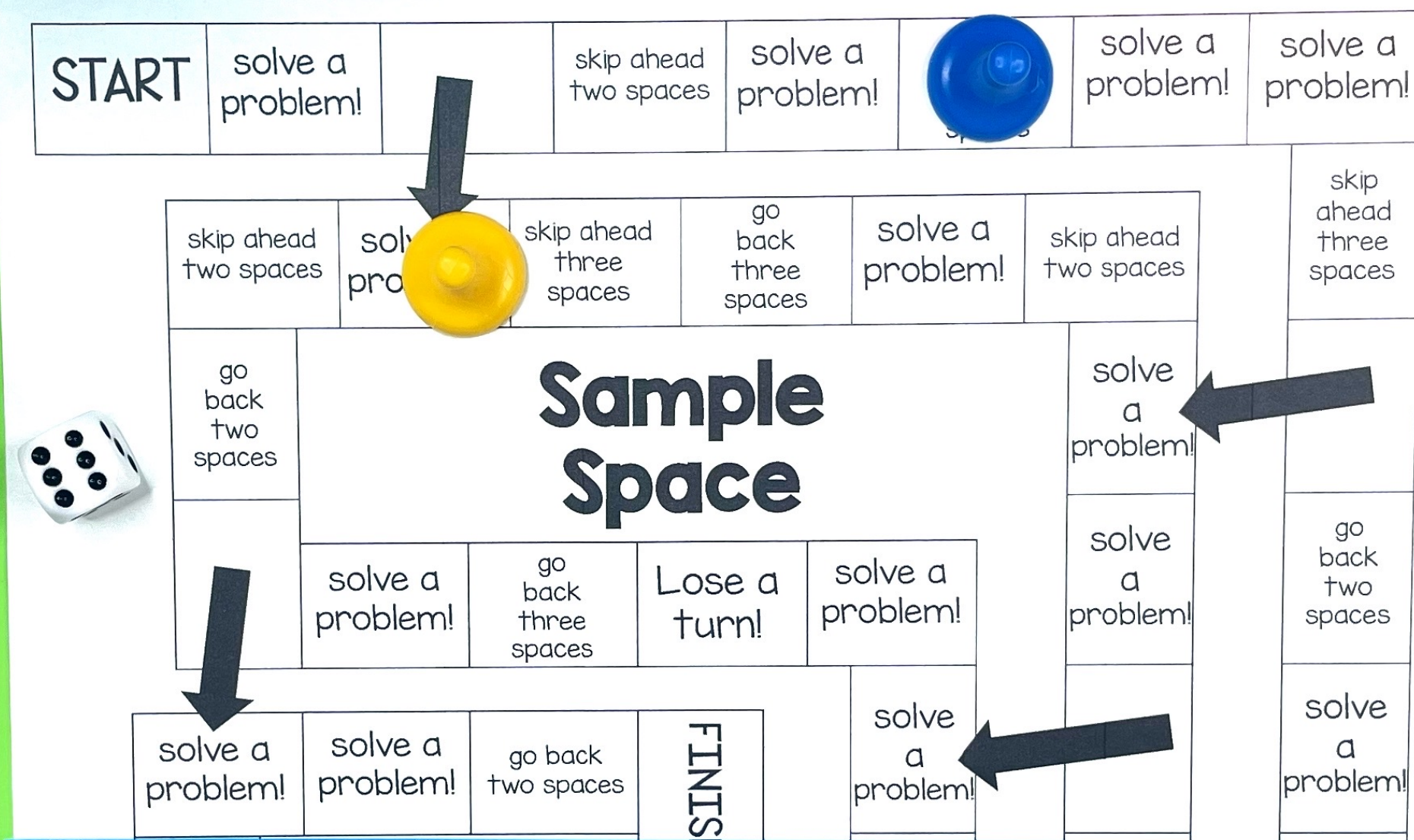
Heads	Tails
463	59

You'll Receive

- ★ Teacher Tips
- ★ Student Directions
- ★ Printable Math Board Game
- ★ Recording Sheet
- ★ Answer Key



Student Recording Sheet



Name: _____

Sample Space Recording Sheet

1 The coin is fair	2 The coin is not fair + will be heads more often	3 The coin is not fair and will be heads more often	4 The coin is not fair and will be tails more often
5 The coin is not fair and will be heads more often	6 The coin is fair	7 The coin is not fair and will be heads more often	8 The coin is not fair and will be heads more often
9	10	11	12

HAPPY TEACHERS SAID...

“ This was a hit during centers. All students were engaged, and better yet – learning! Love this! ”

“ My students love playing games and a simple, easy prep game like this is a great addition to math centers, early finisher activities, and review days. ”

“ These are great for small group stations! What a fun task card adaptation. Students get to play a fun and competitive board game, but they also get to practice learning. Plus, the recording sheet makes it easy to grade and monitor student progress; they aren't just playing they are actively learning and participating with evidence of ability. Great resource! ”

What's the Best Way to Use this Game?

- ✓ Math Centers or Stations
 - ✓ Whole Group Practice
 - ✓ Morning Work
 - ✓ Partner Activity
 - ✓ Early Finisher Tasks
 - ✓ Substitutes

Tips for Playing Math Games:

- ★ Read the directions to the students and model how to play.
- ★ Be prepared with dice/spinner and game pieces for each player (paperclips, pencil top erasers, pieces from another game, etc.)
- ★ Every student should solve every problem – not just the person who rolls.
- ★ Create groups of 2-4 students. The lower number of students means the more focused students are while playing.

Tips for Playing Math Games:

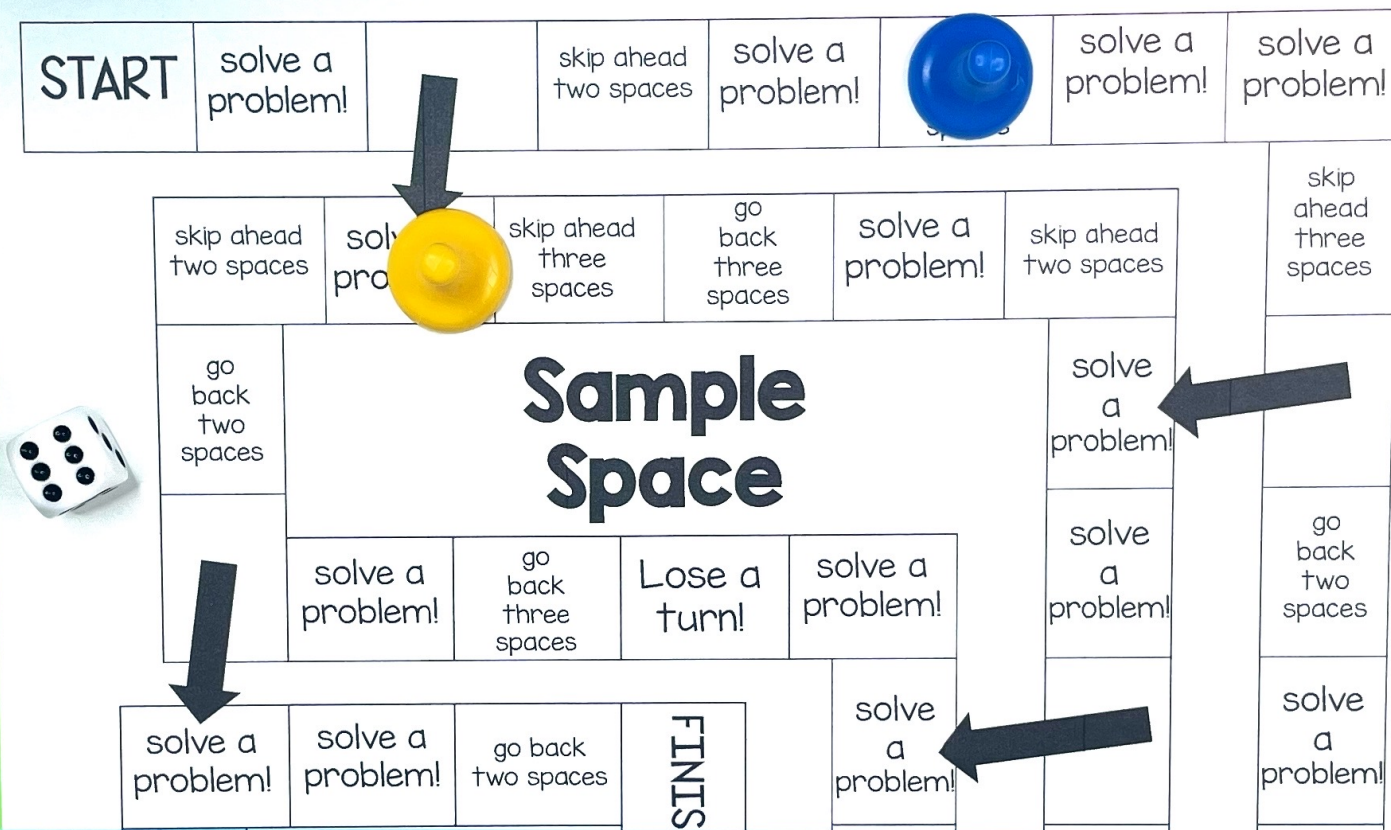
- ★ Remind students that the focus is not playing the game...that's just an added bonus! The focus should be on practicing the math skills.
- ★ Show students how to compare and discuss answers. Did you both get the same answer? If students get different answers, ask them to solve the problem using a different strategy or help coach each other through the problem.

Why Board Games?

Research shows that
challenge-based gamification in
the classroom lead to an increase
of 34.755% in student performance

(ScienceDirect, 2020).

Students
won't
even
realize
they are
learning!



Name: _____

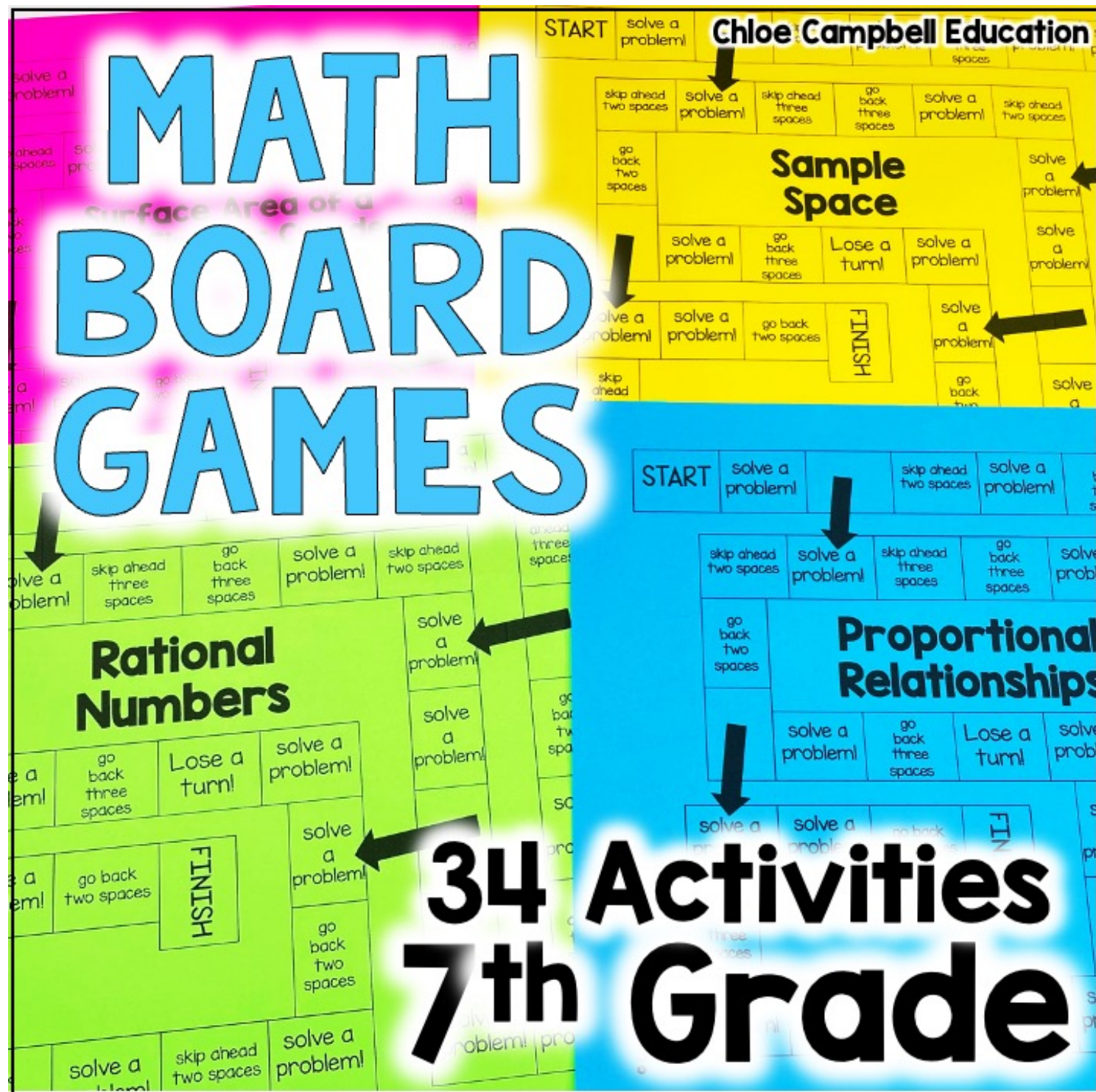
Sample Space Recording Sheet

1 The coin is fair	2 The coin is not fair + will be heads more often	3 The coin is not fair and will be heads more often	4 The coin is not fair and will be tails more often
5 The coin is not fair and will be heads more often	6 The coin is fair	7 The coin is not fair and will be heads more often	8 The coin is not fair and will be heads more often
9	10	11	12
13	14	15	16

ADD TO CART

Purchase now to see
student engagement
and student
achievement increase!

Save MONEY and Get the BUNDLE!



Click
Here for
the
Bundle!