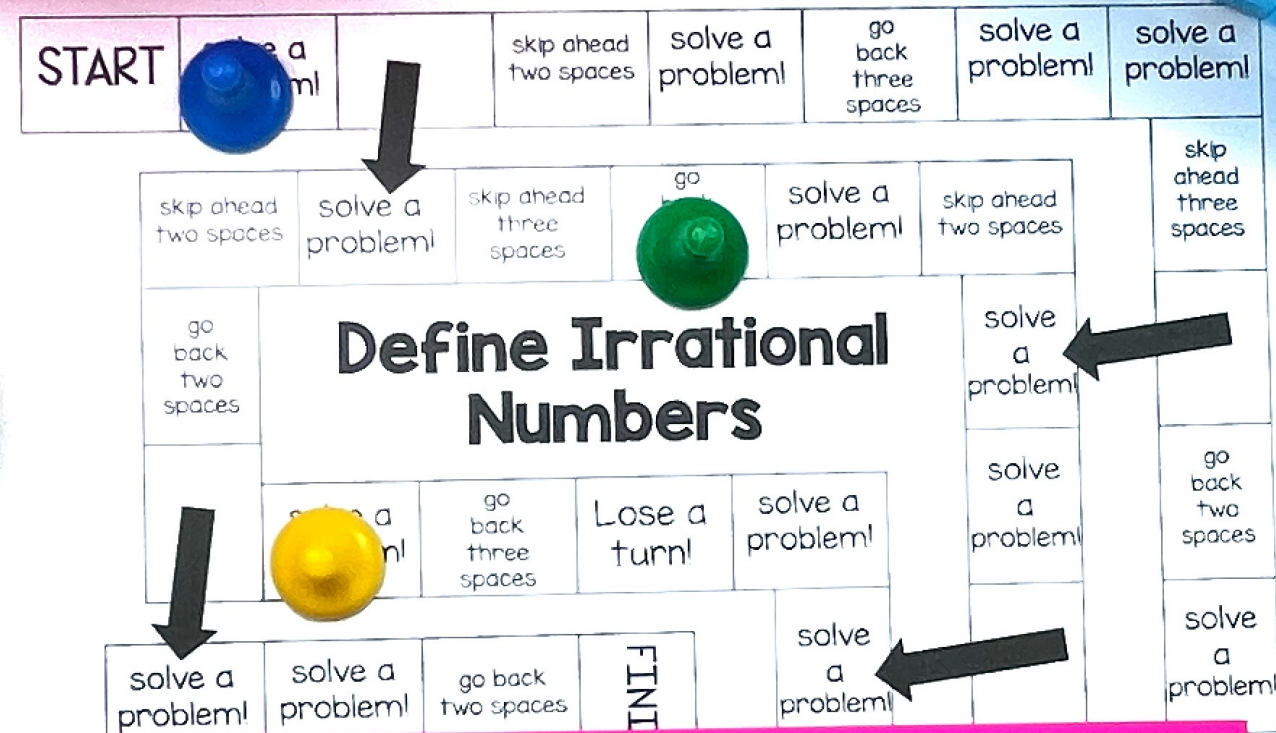


# Irrational Numbers



Define Irrational Numbers Recording Sheet

1	2	3	4
9.27	5.196	8.888	8.06
5	6	7	8
3.162	8.124	C	C
9	10	11	12
B	A	A	B
13	14	15	16

SCROLL  
to take a look inside!

# Math Skills Included:

## Define Irrational Numbers and Locate on a Number Line

5

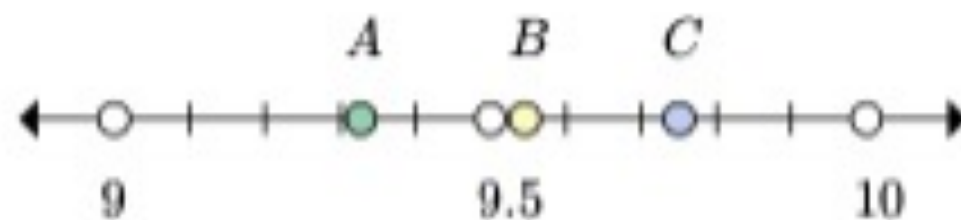
Approximate to the thousandths place.  
 $\sqrt{10}$

4

Approximate to the hundredths place.  
 $\sqrt{65}$

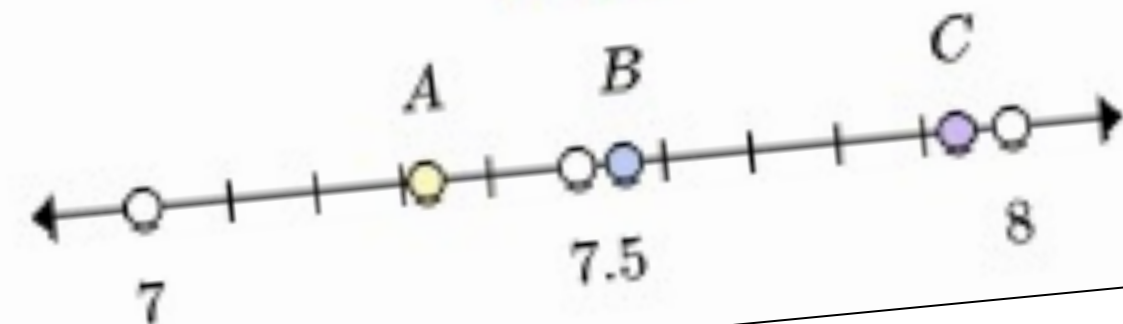
10

Which of these best approximates  $\sqrt{87}$ ?



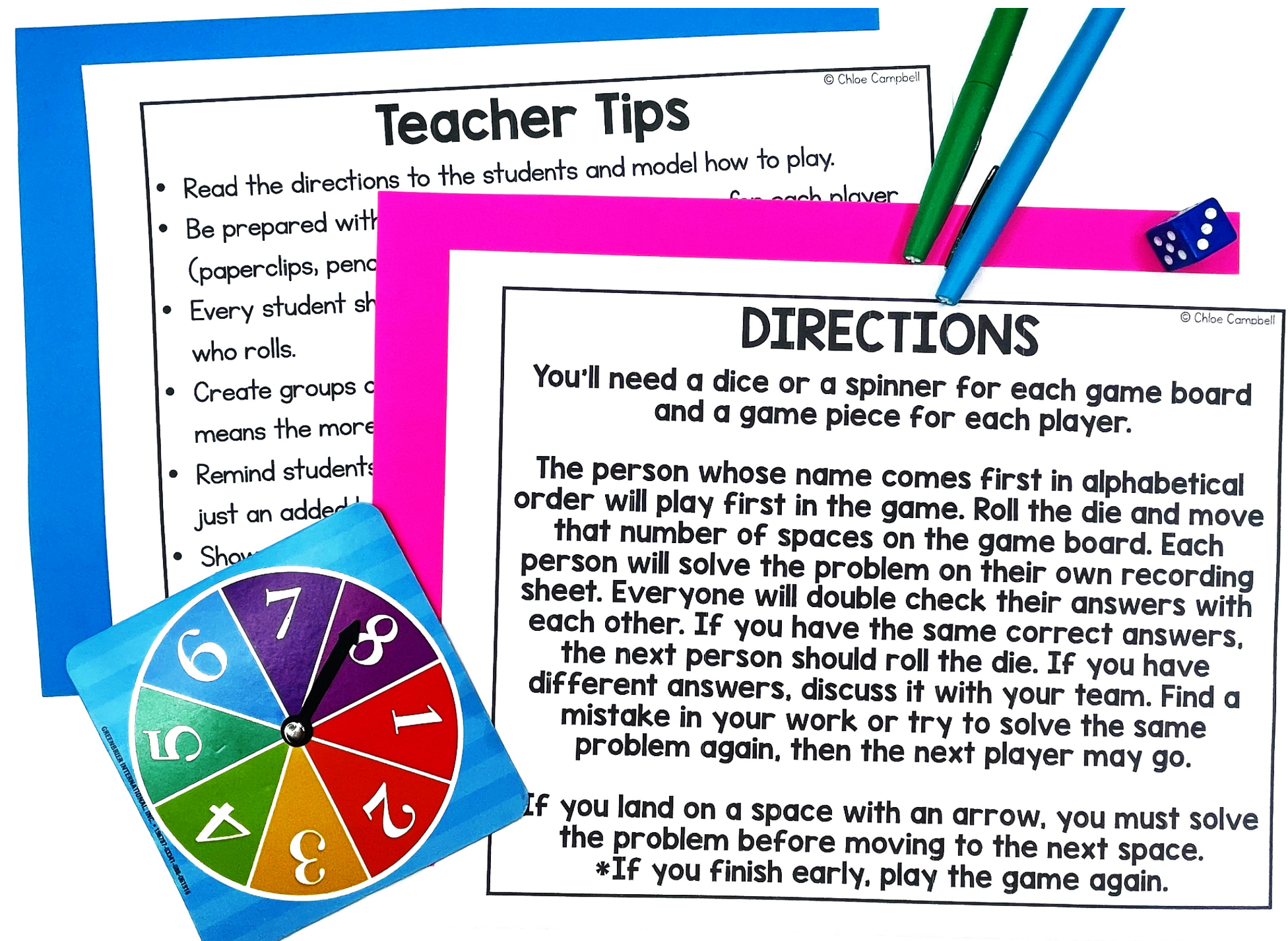
15

Which of these best approximates  $\sqrt{63}$ ?

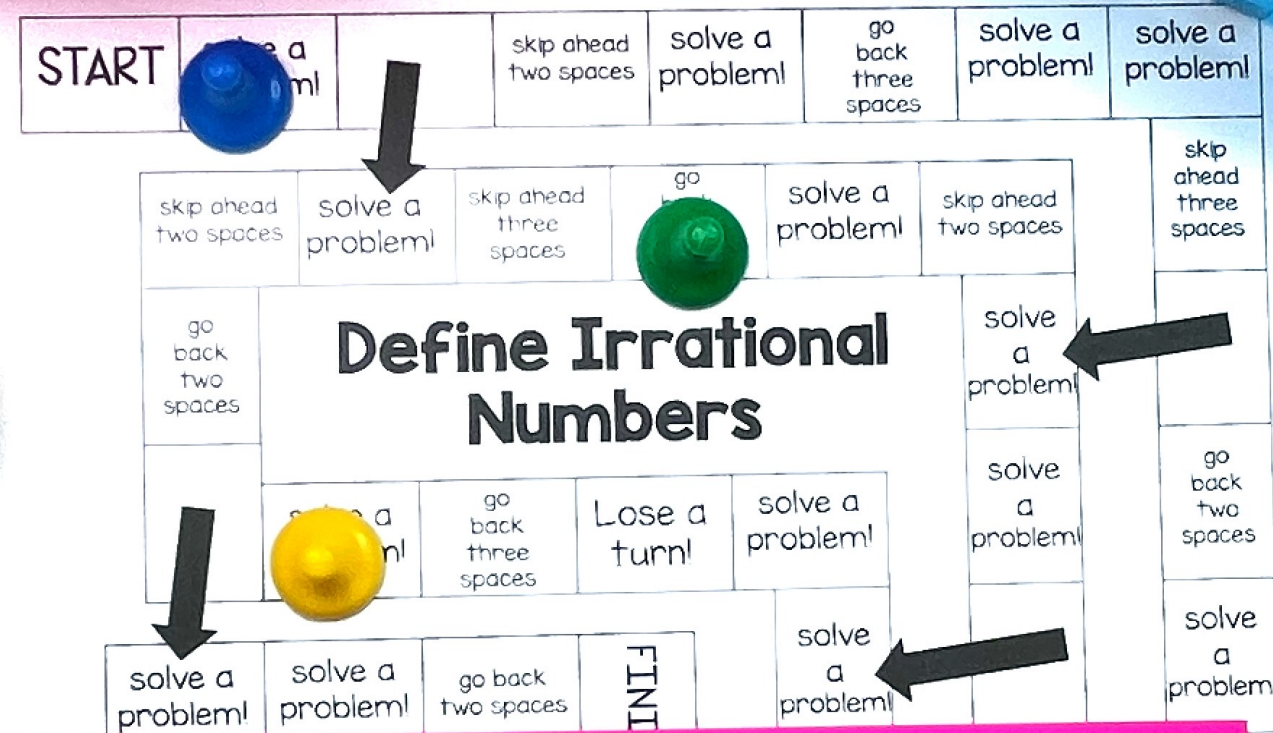


# You'll Receive

- ★ Teacher Tips
- ★ Student Directions
- ★ Printable Math Board Game
- ★ Recording Sheet
- ★ Answer Key



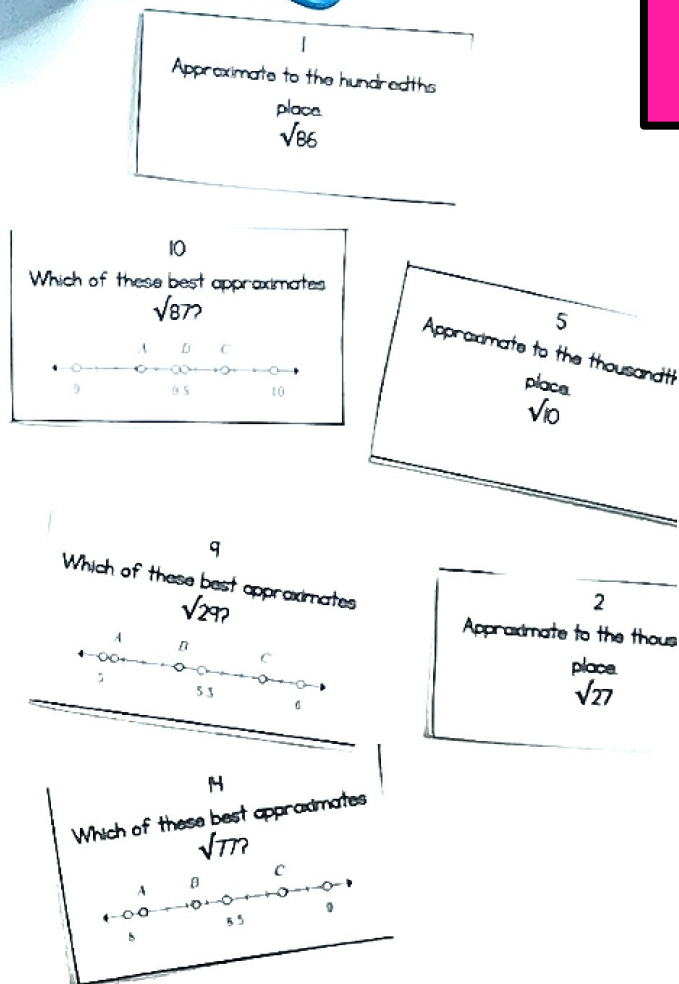
# Student Recording Sheet



Define Irrational Numbers Recording Sheet

Name: \_\_\_\_\_

1	2	3	4
9.27	5.196	8.888	8.06
5	6	7	8
3.162	8.124	C	C
9	10	11	12
B	A	A	B
13	14	15	16



# HAPPY TEACHERS SAID...

“ This was a hit during centers. All students were engaged, and better yet – learning! Love this! ”

“ My students love playing games and a simple, easy prep game like this is a great addition to math centers, early finisher activities, and review days. ”

“ These are great for small group stations! What a fun task card adaptation. Students get to play a fun and competitive board game, but they also get to practice learning. Plus, the recording sheet makes it easy to grade and monitor student progress; they aren't just playing they are actively learning and participating with evidence of ability. Great resource! ”

# What's the Best Way to Use this Game?

- ✓ Math Centers or Stations
  - ✓ Whole Group Practice
    - ✓ Morning Work
    - ✓ Partner Activity
    - ✓ Early Finisher Tasks
      - ✓ Substitutes

# Tips for Playing Math Games:

- ★ Read the directions to the students and model how to play.
- ★ Be prepared with dice/spinner and game pieces for each player (paperclips, pencil top erasers, pieces from another game, etc.)
- ★ Every student should solve every problem – not just the person who rolls.
- ★ Create groups of 2-4 students. The lower number of students means the more focused students are while playing.

# Tips for Playing Math Games:

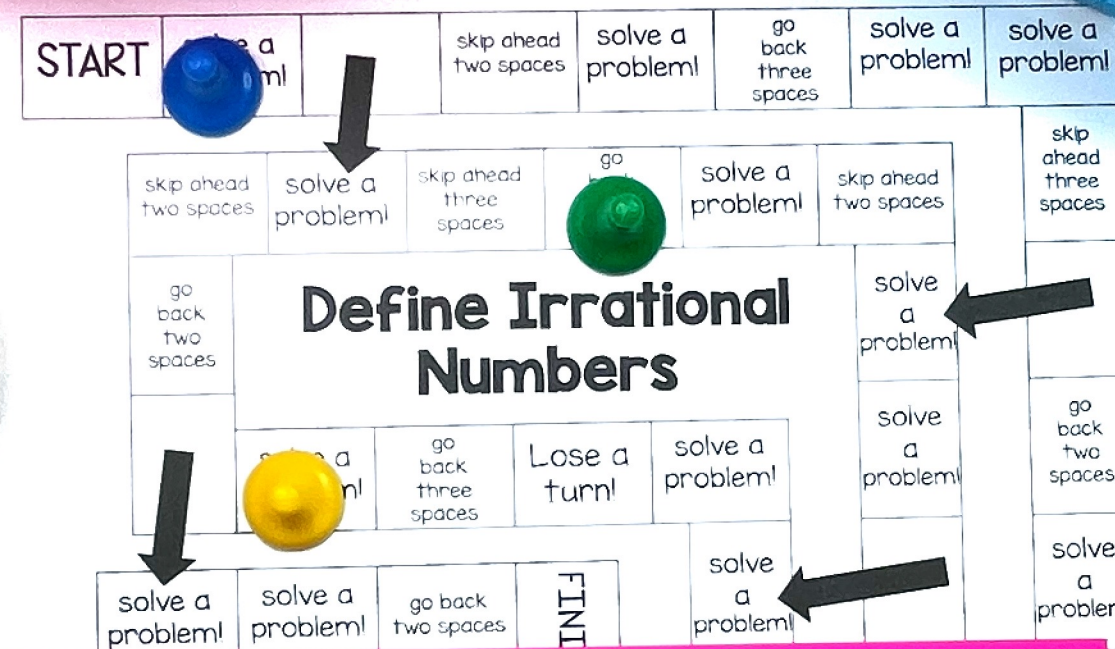
- ★ Remind students that the focus is not playing the game...that's just an added bonus! The focus should be on practicing the math skills.
- ★ Show students how to compare and discuss answers. Did you both get the same answer? If students get different answers, ask them to solve the problem using a different strategy or help coach each other through the problem.

# Why Board Games?

Research shows that  
challenge-based gamification in  
the classroom lead to an increase  
of 34.755% in student performance

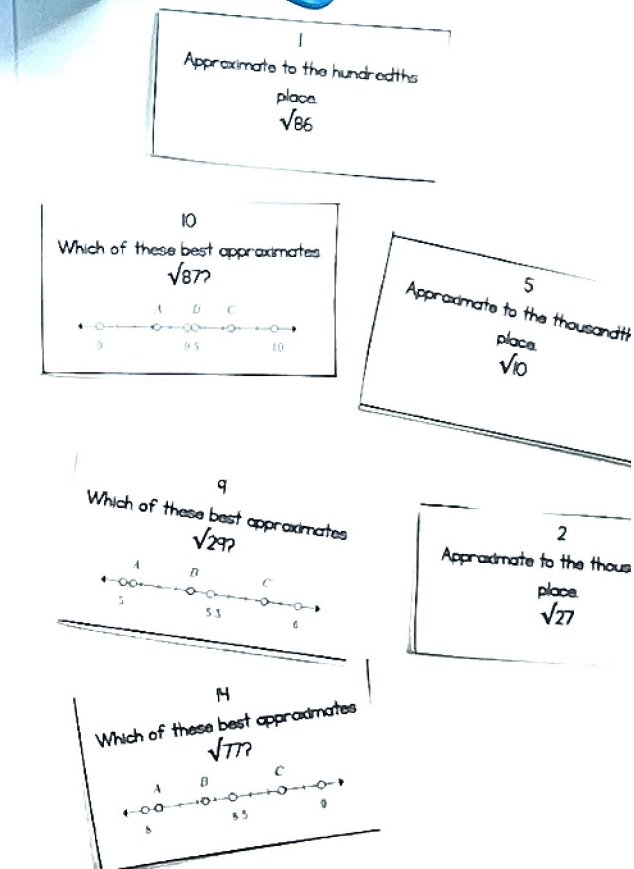
(ScienceDirect, 2020).

# Students won't even realize they are learning!



Define Irrational Numbers Recording Sheet

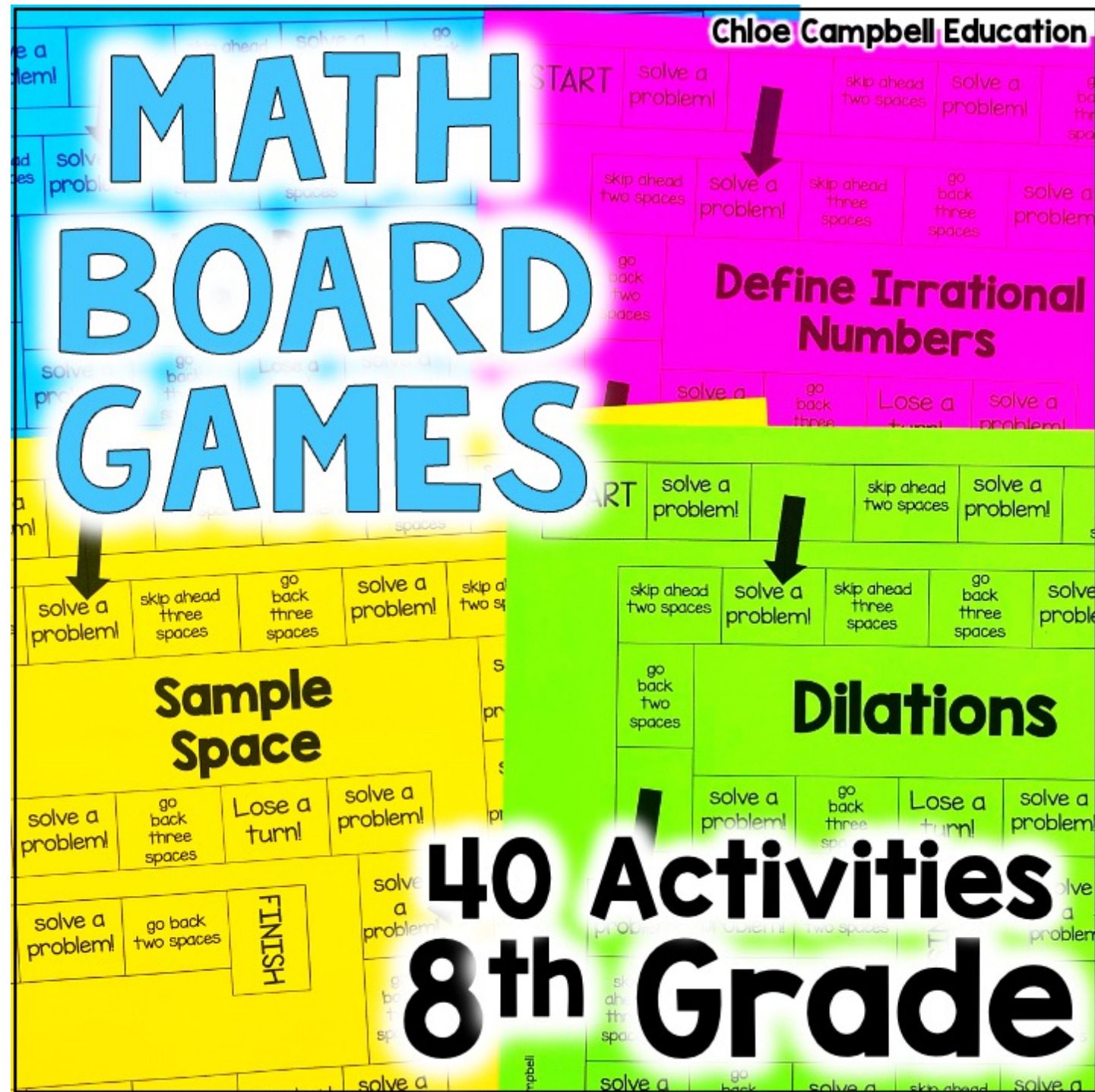
1	2	3	4
9.27	5.196	8.888	8.06
5	6	7	8
3.162	8.124	C	C
9	10	11	12
B	A	A	B
13	14	15	16



# ADD TO CART

Purchase now to see  
student engagement  
and student  
achievement increase!

# Save MONEY and Get the BUNDLE!



Click  
Here for  
the  
Bundle!