





# What's included?

- ✓ Booklet for whole group or small group instruction
- ✓ 4 low-prep, hands-on activities for stations or independent work
- ✓ Teacher Directions
- ✓ Answer Keys



# 5 Attention Grabbing Activities

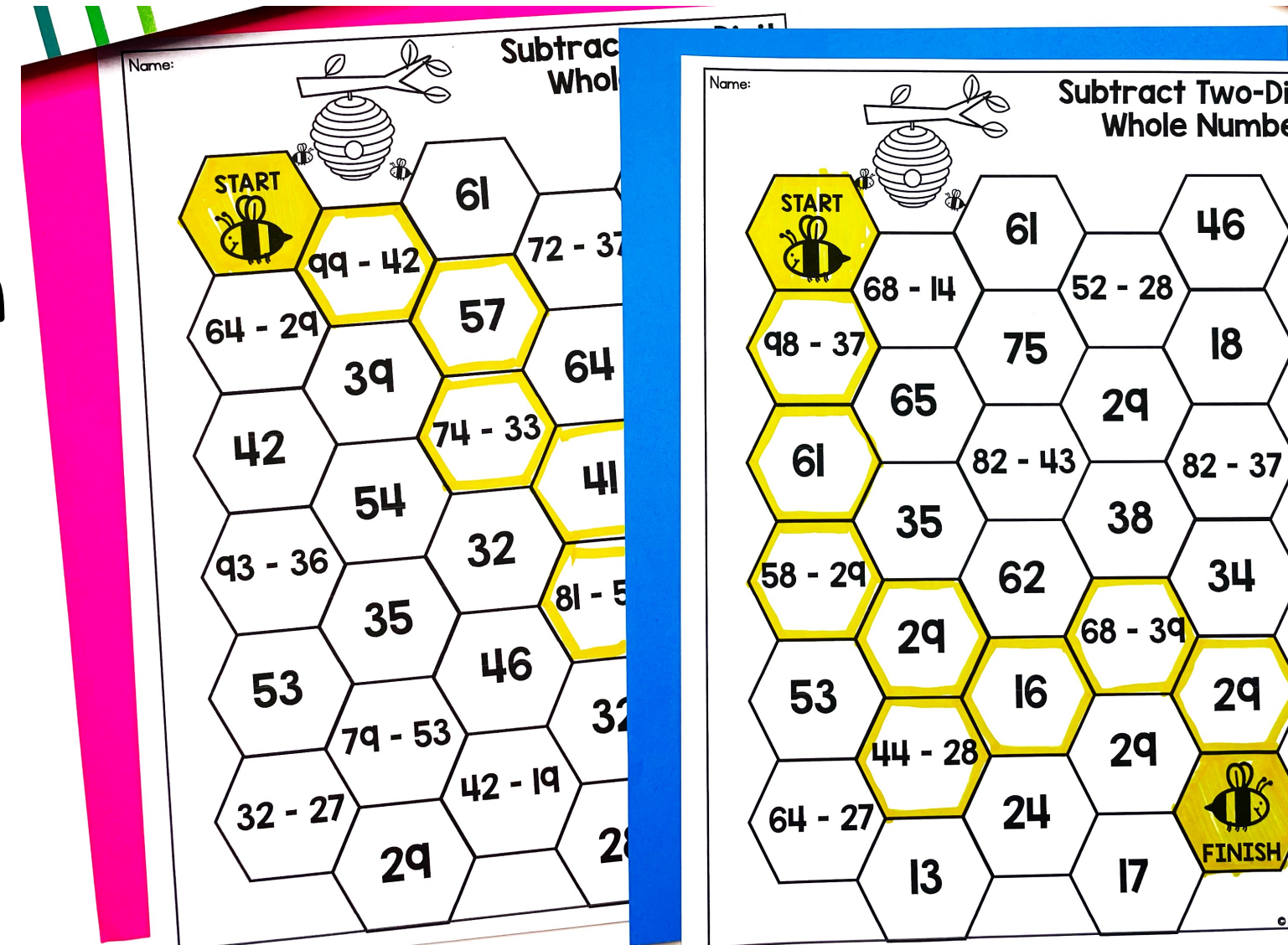
✓ Subtracting Numbers Booklet

✓ Draw Numbers


✓ Ice Cream Subtraction

✓ S'mores Subtraction

✓ Bee Maze







Subtraction Problem	Difference
63 - 13	50
96 - 21	75
73 - 49	24
56 - 21	35
25 - 16	9
82 - 49	33

## Subtract Two-Digit Numbers within 100

By:



# Subtraction within 100 Booklet

### How to Subtract 2-Digit Numbers

#### Draw Base Ten Blocks

1. Draw or build the first number with the base ten blocks.
2. Take away the smaller number.
3. Count what is leftover to find the difference.

#### Expanded Form

1. Write the expanded form of the first number.
2. Write the expanded form of the second number.
3. Subtract the ones and subtract the tens.
4. Add the remaining ones and the remaining tens together to find the difference.

#### Standard Model

1. Line up both numbers by place value (ones line up with the tens and ones line up with the ones).
2. Subtract the ones place first.
3. Subtract the tens place next.

45 - 21

#### Draw Base Ten Blocks

$40 + 5 - 20 + 1 = 24$

#### Expanded Form

$$\begin{array}{r} 40 + 5 \\ - 20 + 1 \\ \hline 20 + 4 = 24 \end{array}$$

#### Standard Model

$$\begin{array}{r} 45 \\ - 21 \\ \hline 24 \end{array}$$





# Draw Numbers

Name: \_\_\_\_\_

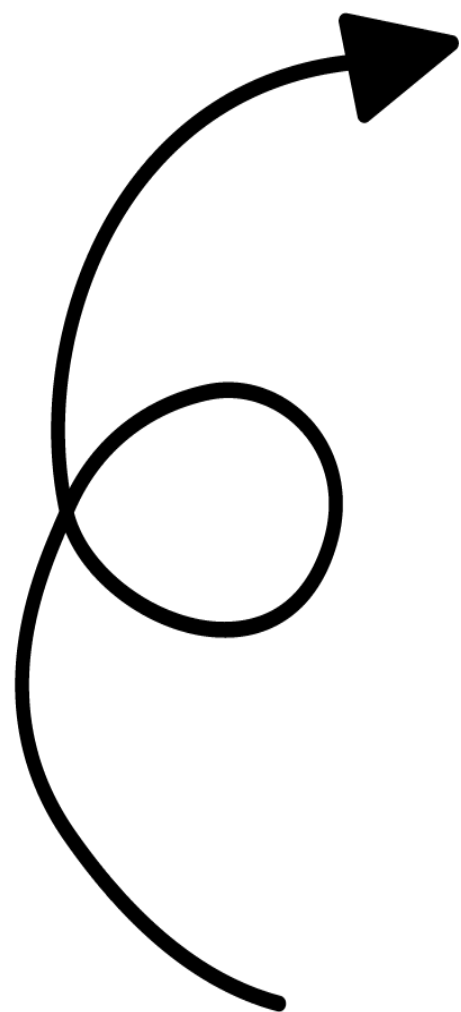
## Draw a Number: Subtract Within

Directions: Draw one umbrella number and write the number in the first box. Draw one sunglasses number and write the number in the second box. Find the difference between the two numbers.

Number #1		Number #2		Difference
63	-	32	=	31
56	-	37	=	19
89	-	42	=	47
77	-	15	=	62



# Ice Cream Subtraction



Subtract Two-Digit Whole Numbers

61  
- 26

94 - 28 =

72 - 46 =

98  
- 51

42 - 26 =

41 - 19 =

8

53

65

Name: \_\_\_\_\_

Subtract Two-Digit Whole Numbers

42  
- 18  
30

94 - 28 = 66

72 - 46 = 26

91  
- 59  
32

81 - 15 = 66

93 - 46 = 47

72  
- 27  
45

79 - 38 = 41

58 - 19 = 39

63  
- 47  
16

82 - 36 = 46

62 - 44 = 18



# S'more Subtraction

Name: \_\_\_\_\_

Subtract Two-Digit Whole Numbers

64  
- 27  
37

72  
- 18  
54

89  
- 38  
51

91  
- 23  
68

53  
- 27  
26

71  
- 36  
35

67  
- 38  
29

46  
- 27  
19

88  
- 53  
35

82  
- 26  
56

73  
- 55  
18

75  
- 28  
47

74  
- 14

53  
- 28

96  
- 39

© Chloe Campbell

Name: \_\_\_\_\_

Subtract Two-Digit Whole Numbers

74  
- 14

53  
- 28

96  
- 39

89  
- 46

79  
- 55

58  
- 36

64  
- 25

75  
- 27

99  
- 82

42  
- 36

59  
- 21

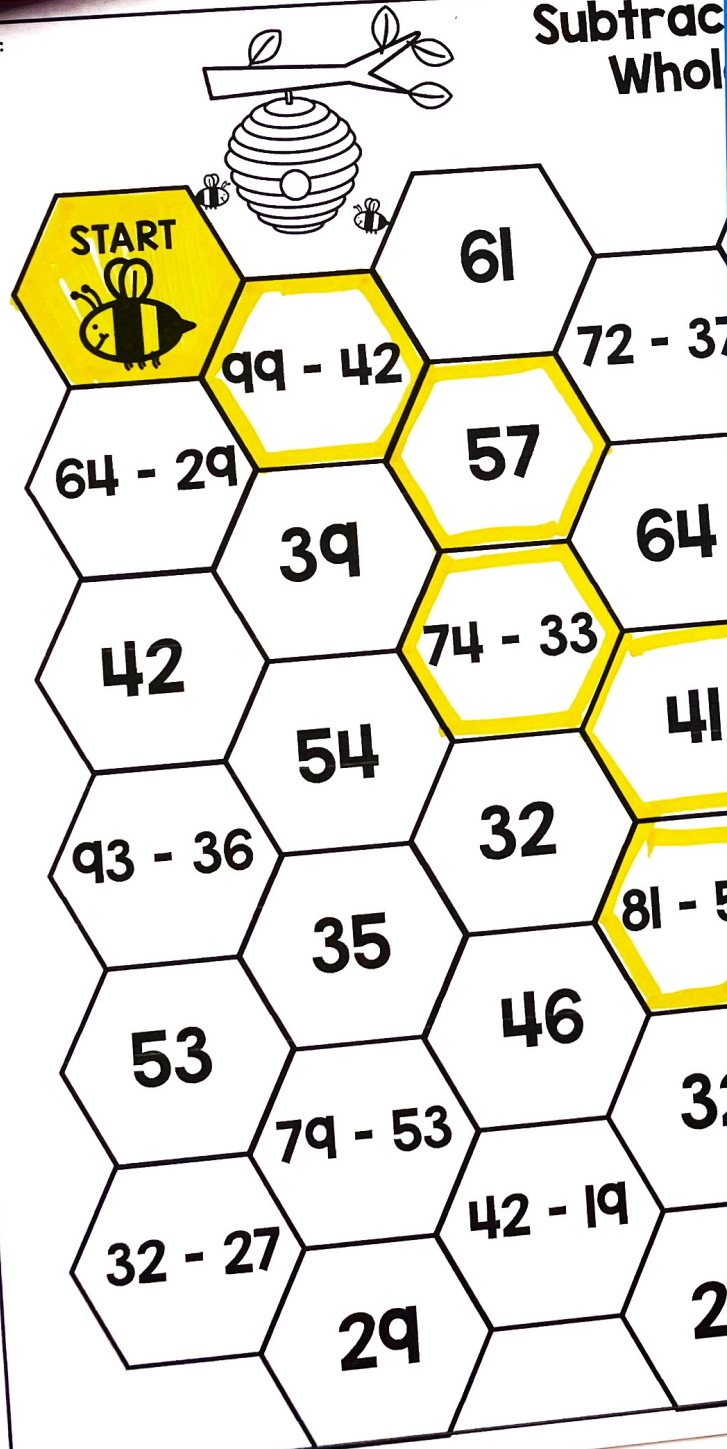
© Chloe Campbell





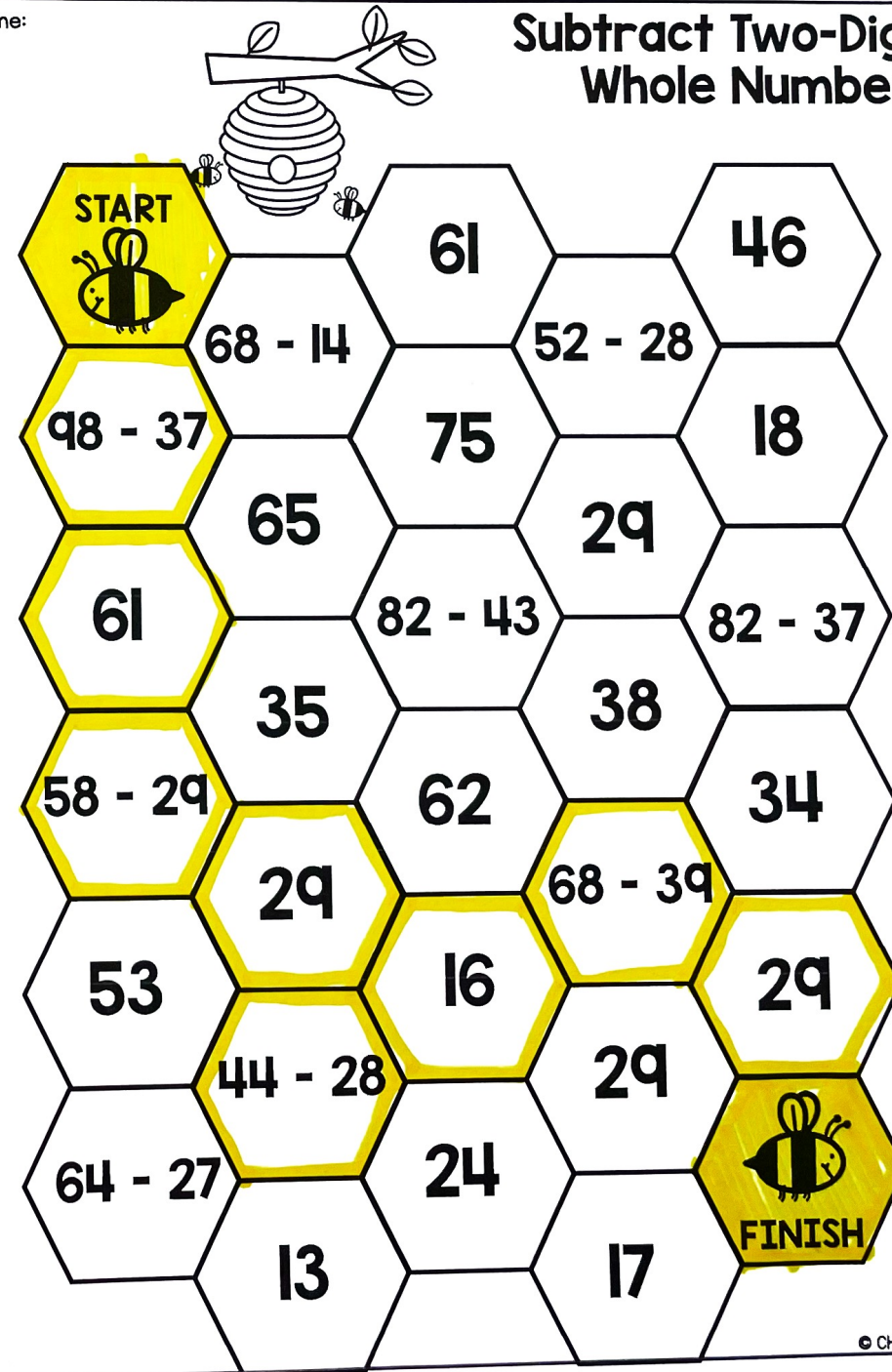
Name: \_\_\_\_\_

Subtract  
Whole



Name: \_\_\_\_\_

Subtract Two-Digit  
Whole Numbers



© Chloe Campbell

# Bee Maze



# Perfect For:

- ✓ Centers or Stations
- ✓ Morning Work
- ✓ Activities
- ✓ Introducing Skills
- ✓ Assessments or Quick Checks
- ✓ Reteaching Skills
- ✓ Summer School Lessons
- ✓ Homework or Family Based Activities
- ✓ Intervention Lessons



Name: \_\_\_\_\_

**Subtract Two-Digit Whole Numbers**

Name: \_\_\_\_\_

**Subtract Two-Digit Whole Numbers**

Name: \_\_\_\_\_

**Subtract Two-Digit Whole Numbers**

Name: \_\_\_\_\_

**Subtract Two-Digit Whole Numbers**

Name: \_\_\_\_\_

**Subtract Two-Digit Whole Numbers**

Name: \_\_\_\_\_

**Draw a Number: Subtract Within 100**

Directions: Draw one umbrella number and write the number in the first box. Draw one sunglasses number and write the number in the second box. Find the difference between the two numbers..

Number #1	Number #2	Difference
63	32	31

**Grab these low-prep activities and watch your students' engagement and achievement increase!**



**Ten More and Ten Less**  
Directions: Write the number that is ten more in the top ice cream scoop. Write the number that is ten less in the bottom ice cream scoop.

**Build a Sandcastle**  
Directions: Look at the number at the top of the sandcastle. Inside each level of the sandcastle, write the number that is ten less, ten more, one hundred less, and one hundred more.

**Hundred More and Hundred Less**  
Directions: Write the number that is one hundred more in the top ice cream scoop. Write the number that is one hundred less in the bottom ice cream scoop.

**Add Two-Digit Whole Numbers**  
Star + Star = Star

**Roll a Number: Add up to 100**  
Directions: Roll a die two times to create a 2-digit number. Write that number in the first box. Add the two numbers to find the sum and write the answer in the third box.

**Draw a Number: Add Up to 100**  
Directions: Draw two numbers from the flashlights and camping tents. Write the first number in the first box and the second number in the second box. Add the two numbers together and write the sum in the last box.

**Click here to upgrade to the ENTIRE bundle!**