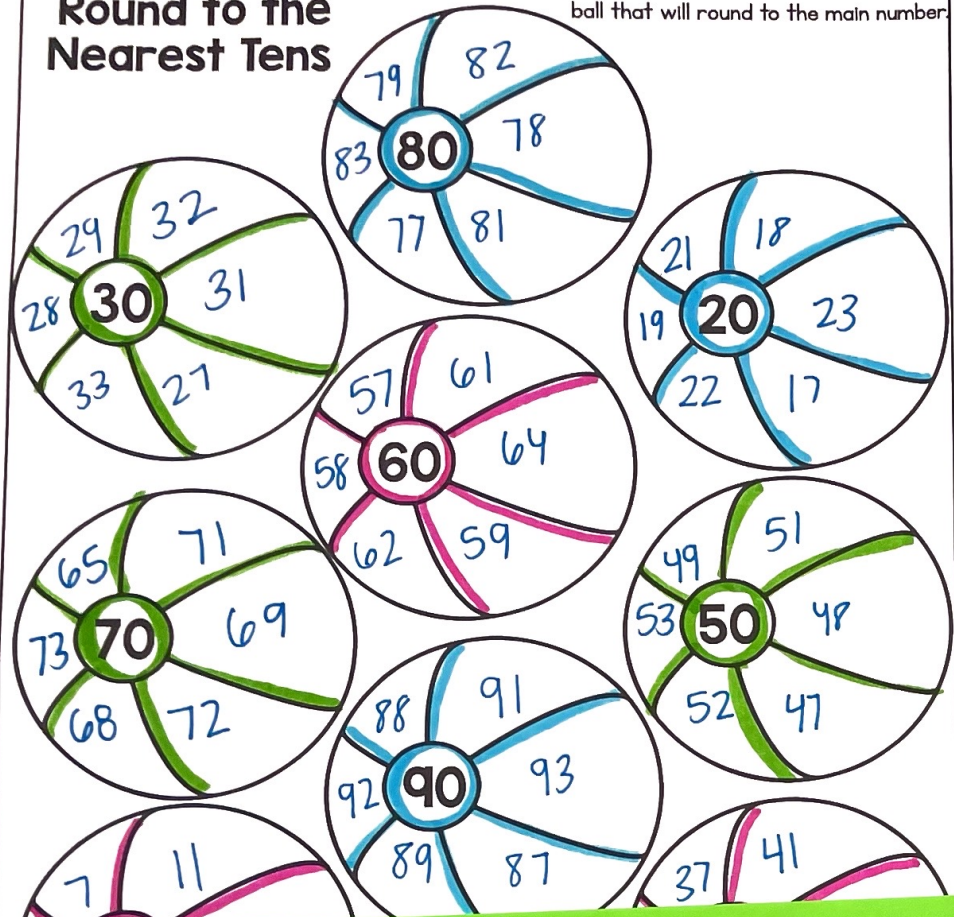


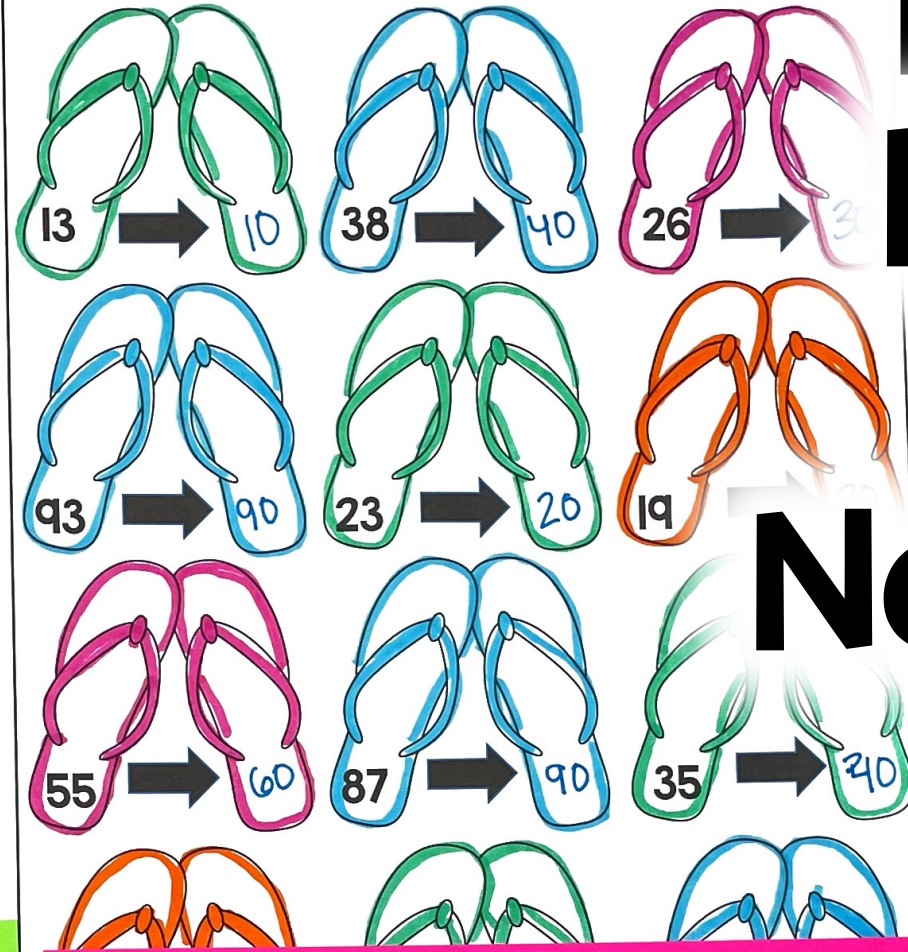
Name: \_\_\_\_\_

## Round to the Nearest Tens

Directions: What other numbers will round to the number in the middle of the beach ball? Write numbers inside the ball that will round to the main number.



## Round to the Nearest Tens



# Rounding Numbers to the Nearest Ten

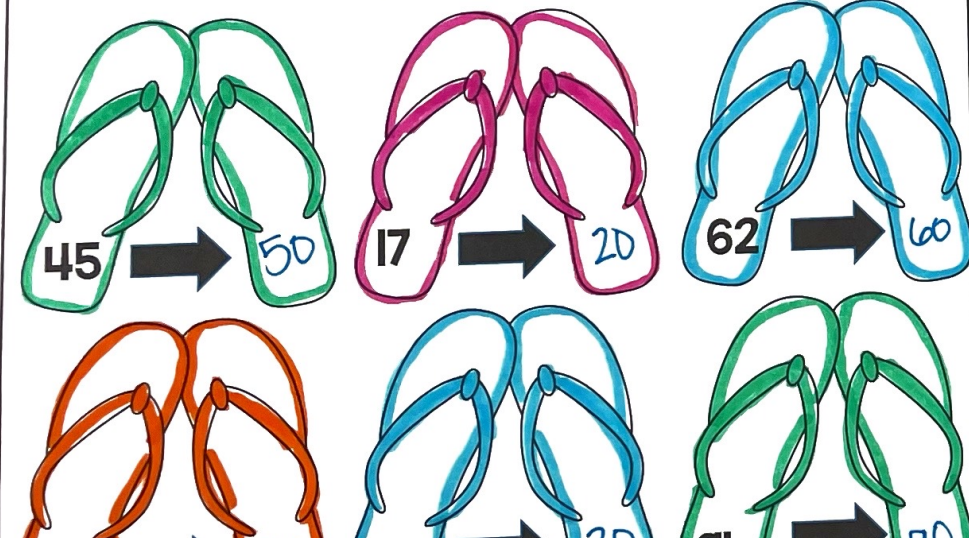
Directions: Roll a die two times to create a two-digit number. Write the number in the first column. Round the number to the nearest ten and write the rounded number in the second column.

Original Number	Round to the Nearest Ten
22	20
46	50
63	60
55	60
56	60
41	40
32	30
35	40
46	50
41	40

## Rounds to 90



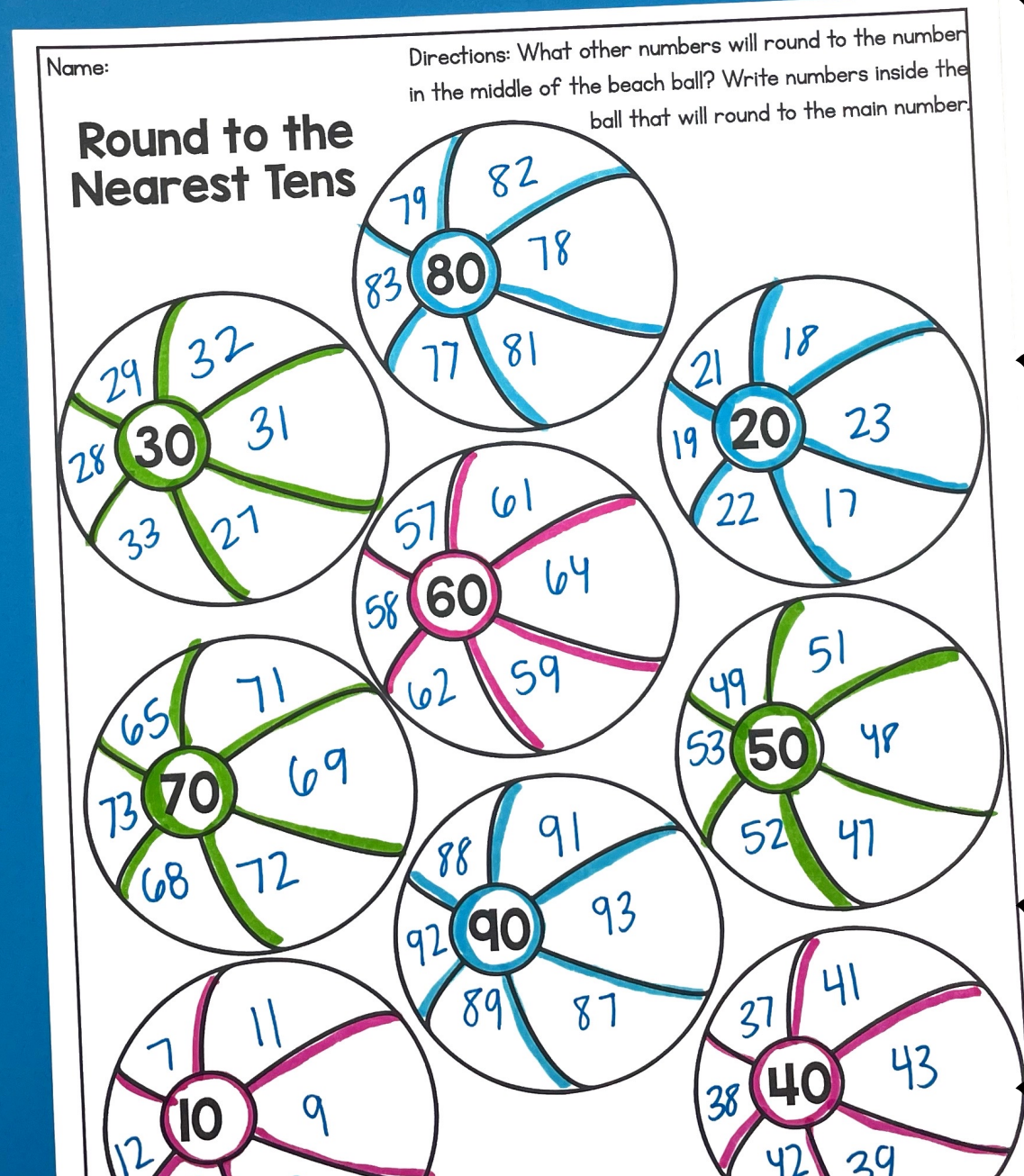
## Round to the Nearest Tens





# What's included?

- ✓ Booklet for whole group or small group instruction
- ✓ 4 low-prep, hands-on activities for stations or independent work
- ✓ Teacher Directions
- ✓ Answer Keys





# 5 Attention Grabbing Activities

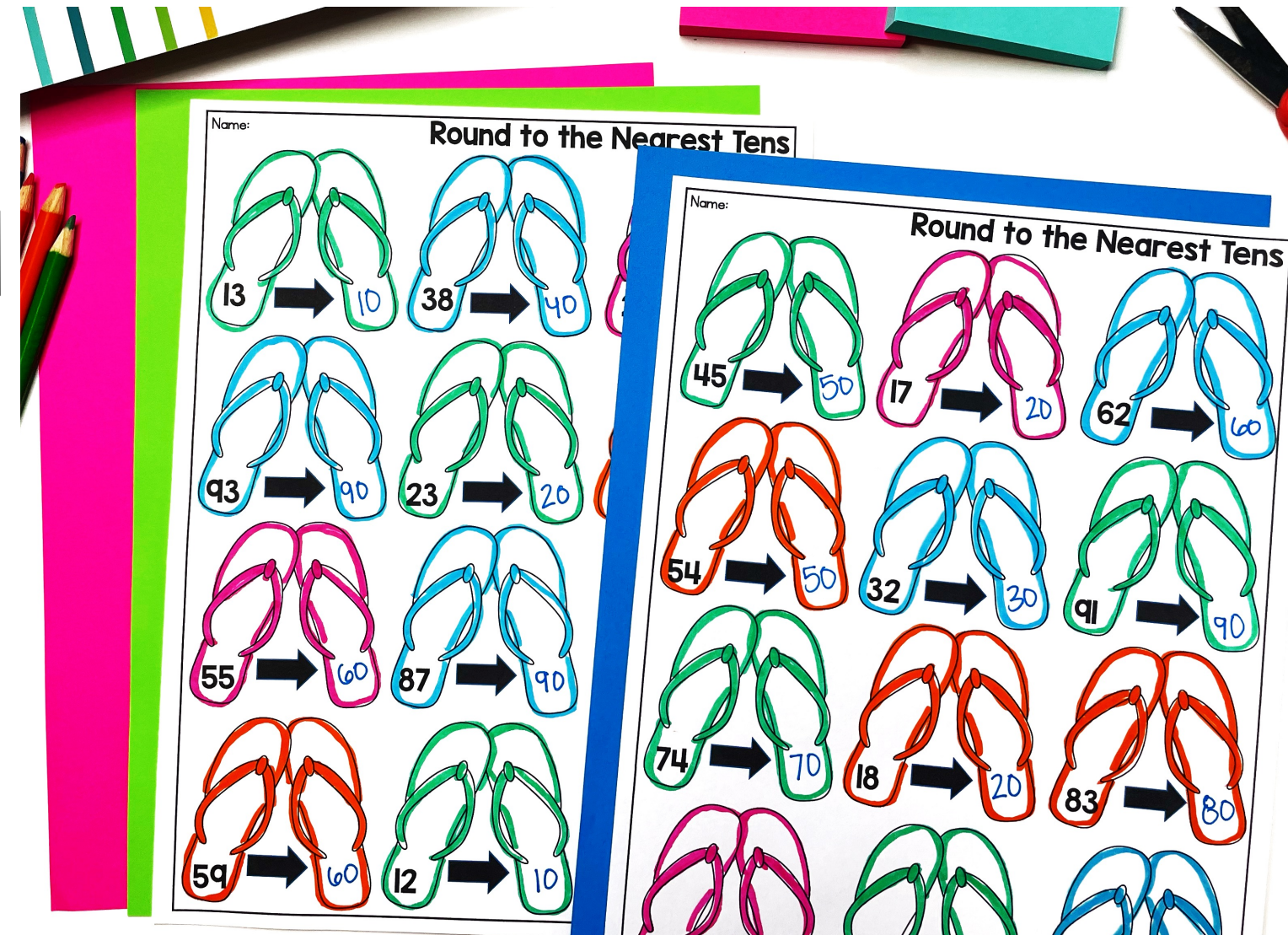
✓ Rounding Numbers Booklet

✓ Rounding: Flip Flops

✓ Roll a Number to Round

✓ Sort the Numbers

✓ Rounding: Beach Balls





# Rounding Numbers Booklet

Look at the number in the middle. What number would it round to? Circle it.

10	17	20
40	43	50
90	94	100
30	36	40
20	28	30
50	59	60
70	72	80

**Round Whole Numbers to the Nearest Ten**

By:

## Rounding

Underline the digit in the 10s place.

Circle the digit to the right.

4 or less, let it rest!

5 or more, add one more!

← ROUND DOWN      ROUND UP →

1	2	3	4	5	6	7	8	9	10
11	12	13	14	15	16	17	18	19	20
21	22	23	24	25	26	27	28	29	30
31	32	33	34	35	36	37	38	39	40
41	42	43	44	45	46	47	48	49	50
51	52	53	54	55	56	57	58	59	60
61	62	63	64	65	66	67	68	69	70
71	72	73	74	75	76	77	78	79	80
81	82	83	84	85	86	87	88	89	90
91	92	93	94	95	96	97	98	99	100

← ROUND DOWN      ROUND UP →

## Round to the Nearest Ten

42 → 40

85 → 90

29 → 30

18 → 20

70 → 70

53 → 50

95 → 100

36 → 40



# Rounding: Flip Flops

Name: \_\_\_\_\_

Round to the Nearest Tens

13 → 10	38 → 40
93 → 90	23 → 20
55 → 60	87 → 90
59 → 60	12 → 10

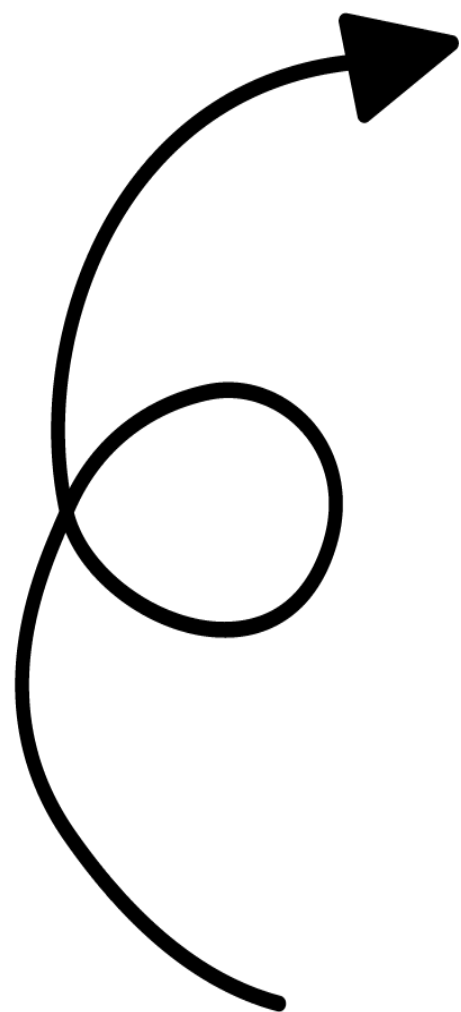
Name: \_\_\_\_\_

Round to the Nearest Tens

45 → 50	17 → 20	62 → 60
54 → 50	32 → 30	91 → 90
74 → 70	18 → 20	83 → 80









# Roll a Number



Name: \_\_\_\_\_

**Roll a Number: Rounding**

Directions: Roll a die two times to create a two-digit number. Write the number in the first column. Round the number to the nearest ten and write it in the second column.



Original Number	Round to the Nearest Ten
22	20
46	50
63	60
55	60
56	60
41	40
32	30
35	40
46	50
41	40

© Chloe Campbell



# Sort the Numbers

Rounds to 10

12

14

Rounds to 20

Rounds to 80

77

78

79

83

Rounds to 50

53

Rounds to 60

64

63

59

Rounds to 70

74

67

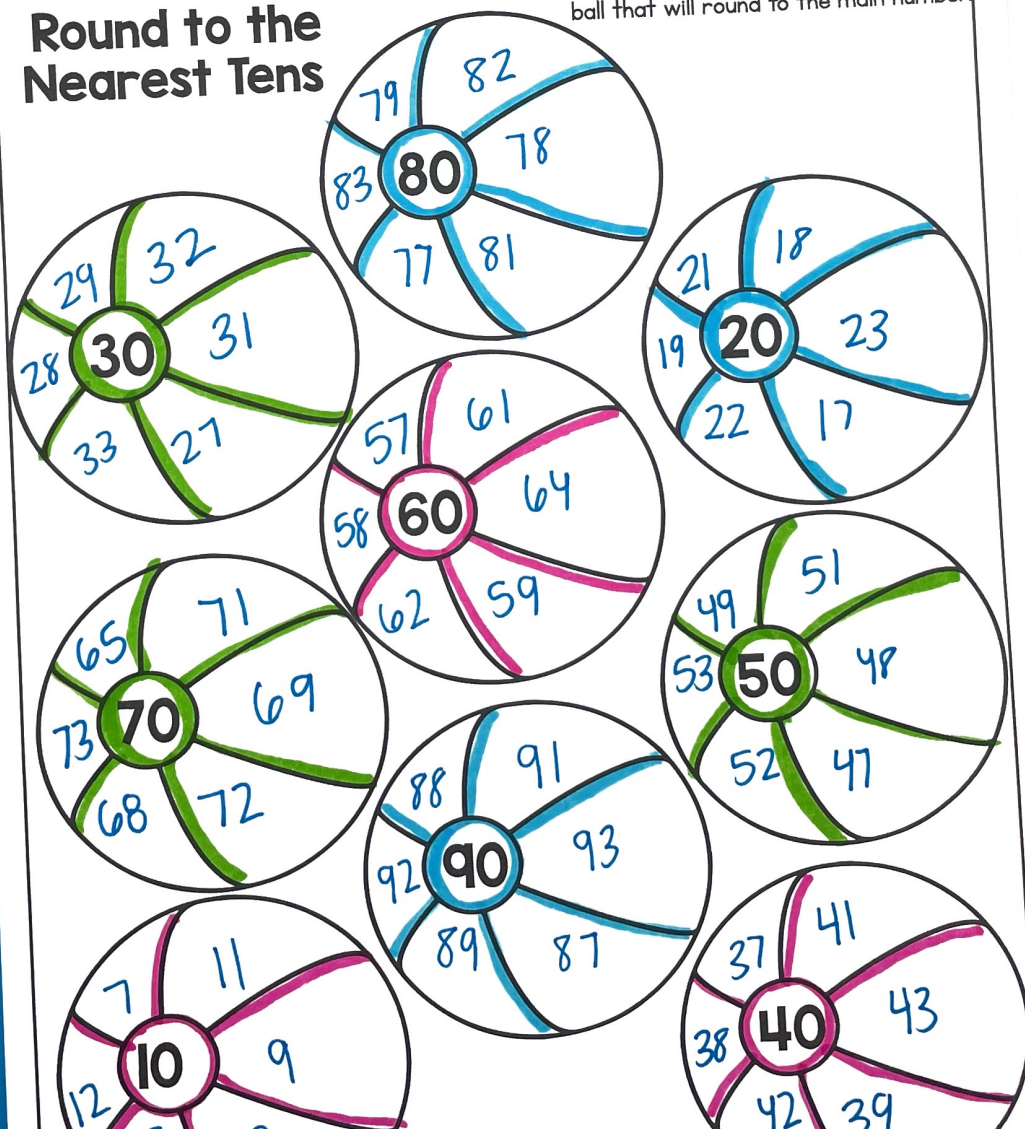
68



## Round to the Nearest Tens

Name: \_\_\_\_\_

Directions: What other numbers will round to the number in the middle of the beach ball? Write numbers inside the ball that will round to the main number.



# Rounding: Beach Balls



# Perfect For:

- ✓ Centers or Stations
- ✓ Morning Work
- ✓ Activities
- ✓ Introducing Skills
- ✓ Assessments or Quick Checks
- ✓ Reteaching Skills
- ✓ Summer School Lessons
- ✓ Homework or Family Based Activities
- ✓ Intervention Lessons



Name: \_\_\_\_\_

Directions: What other numbers will round to the number in the middle of the beach ball? Write numbers inside the ball that will round to the main number.

**Round to the Nearest Tens**

Name: \_\_\_\_\_

**Round to the Nearest Tens**

**Roll a Number: Rounding**

Directions: Roll a die two times to create a two-digit number. Write the number in the first column. Round the number to the nearest ten and write it in the second column.

Original Number	Round to the Nearest Ten
22	20
46	50
63	60
55	60
56	60
41	40
32	30
35	40
46	50
41	40

© Chloe Co

Name: \_\_\_\_\_

**Round to the Nearest Tens**

**Rounds to 90**

86   94   87   85

**Rounds to 70**

74   67   68



**Grab these low-prep activities and watch your students' engagement and achievement increase!**



**Ten More and Ten Less**  
Directions: Write the number that is ten more in the top ice cream scoop. Write the number that is ten less in the bottom ice cream scoop.

**Build a Sandcastle**  
Directions: Look at the number at the top of the sandcastle. Inside each level of the sandcastle, write the number that is ten less, ten more, one hundred less, and one hundred more.

**Hundred More and Hundred Less**  
Directions: Write the number that is one hundred more in the top ice cream scoop. Write the number that is one hundred less in the bottom ice cream scoop.

**Add Two-Digit Whole Numbers**  
Star + Star = Star

**Roll a Number: Add up to 100**  
Directions: Roll a die two times to create a 2-digit number. Write that number in the first box. Add the two numbers to find the sum and write the answer in the third box.

**Draw a Number: Add Up to 100**  
Directions: Draw two numbers from the flashlights and camping tents. Write the first number in the first box and the second number in the second box. Add the two numbers together and write the sum in the last box.

**Click here to upgrade to the ENTIRE bundle!**