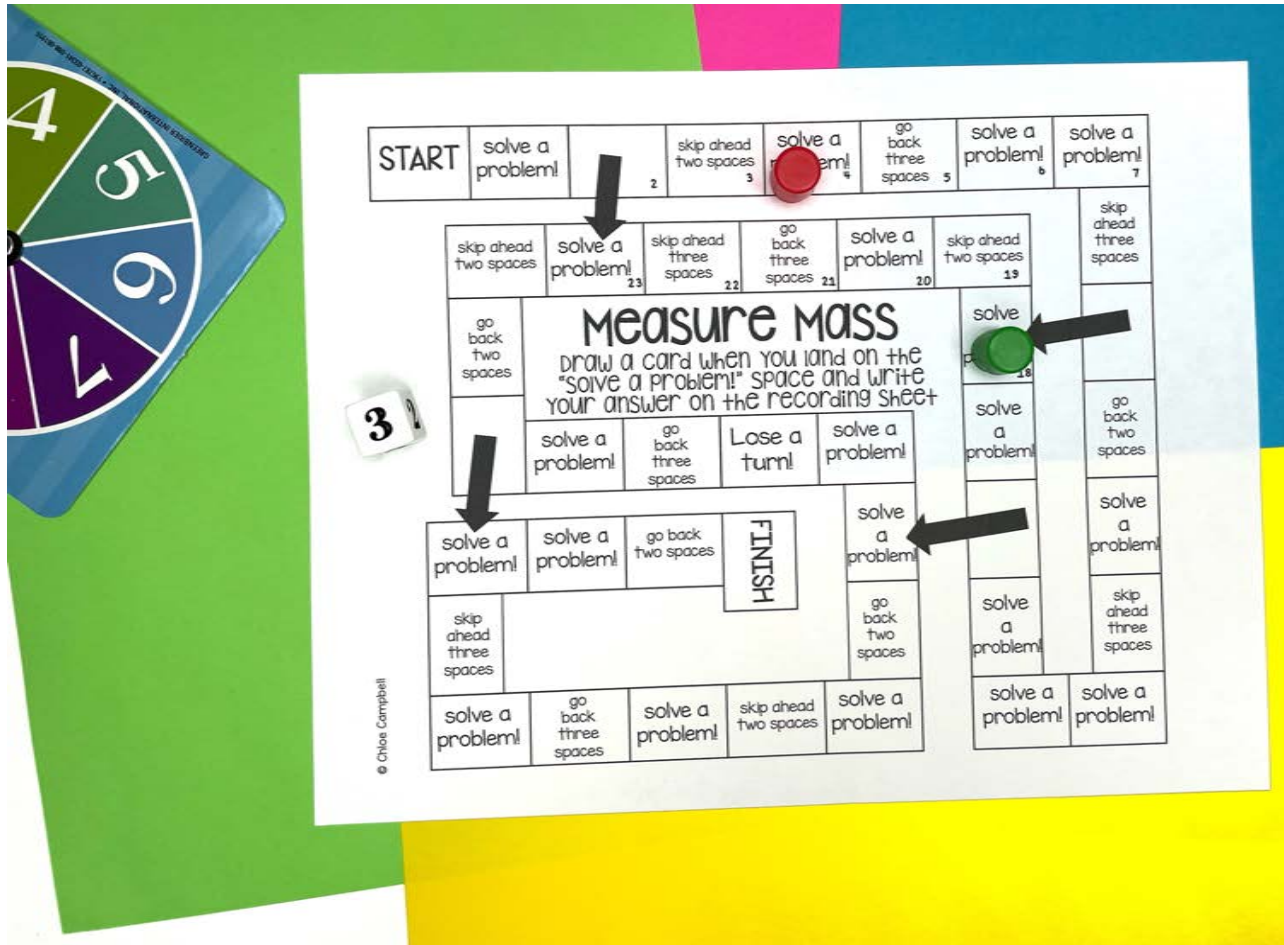


Struggling to find a hands-on way to review science skills: weather?




Don't spend any more time planning, searching, or brainstorming. Everything you need is in this easy to use download!

WHAT'S INCLUDED?

In Every Activity:

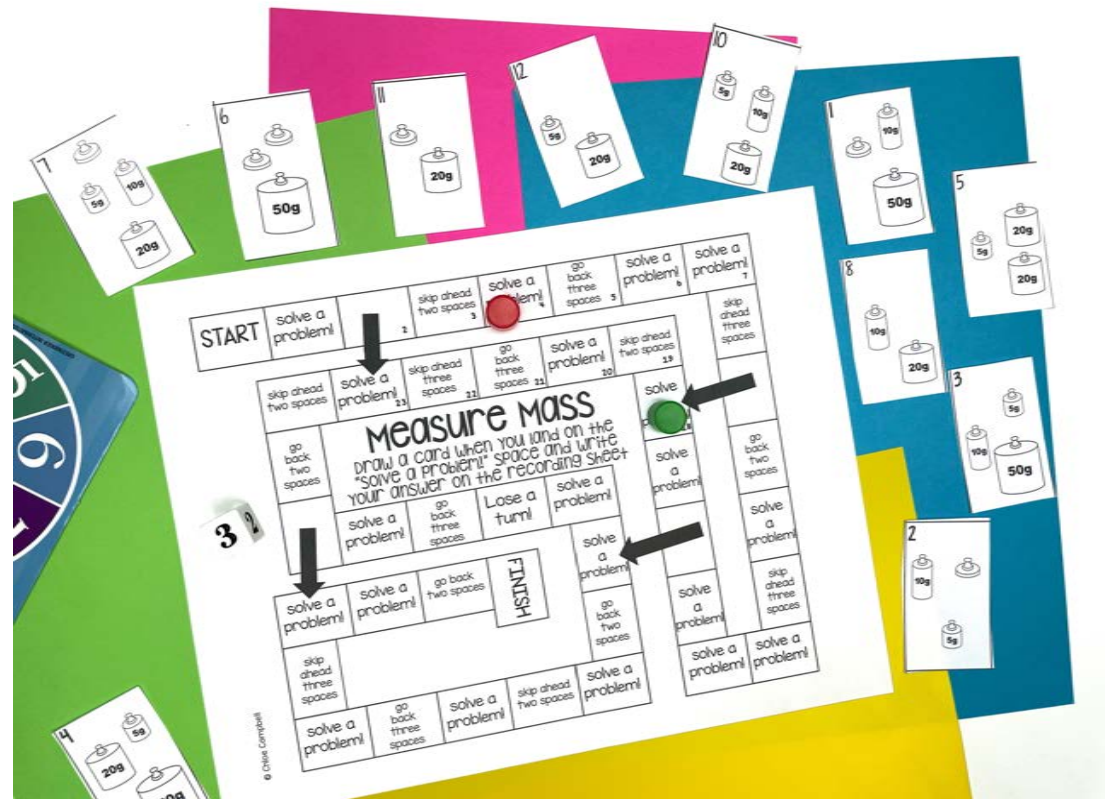
- Teacher Tips
- Student Directions
- Science Game Board
- 20 Question Cards
- Student Recording Sheet
- Answer Key




SCIENCE BOARD GAMES

How to Use:

1. Print recording sheets, board games, student directions, and question cards.
2. Cut out the question cards.
3. Students will play the game and answer the science questions they play.



Teacher Tips and Student Directions!



Teacher Tips

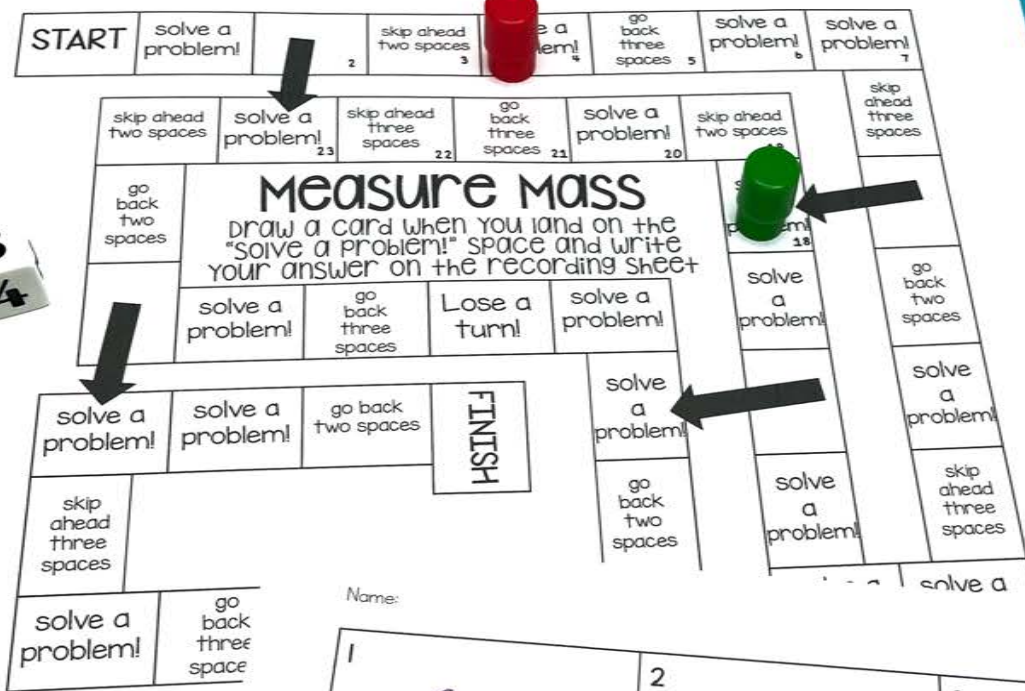
- Read the directions to the students and model how to play.
- Be prepared with dice/spinner and game pieces for each player (paperclips, pencil top erasers, pieces from another game, etc.)
- Every student should solve every problem - not just the person who

DIRECTIONS

You'll need a dice or a spinner for each game board and a game piece for each player.

The person whose name comes first in alphabetical order will play first in the game. Roll the die and move that number of spaces on the game board. Each person will answer the problem on their own recording sheet. Everyone will double check their answers with each other. If you have the same correct answers, the next person should roll the die. If you have different answers, discuss with the other players. Use your textbook, notes, charts, etc. to help prove your answer. Then the next player may go.

*If you land on a space with an arrow, you must solve the problem before moving to the next space. If you solve the problem correctly, play the game again.



© Chloe Campbell

Name: _____

Measure Mass Recording Sheet

1 65g	2	3 65g	4 75g
5	6 52g	7	8
9	10	11	12
13	14	15	16


**Students
won't even
realize they
are learning!**



20 questions with every game!

IDEAS FOR USE

- Science centers or stations
- Whole group practice
- Morning work
- Early finisher activities
- Substitutes
- Send home to engage students' families
- Test prep or end of unit review



RECORDING SHEET INCLUDED!

Measure Mass
When you land on the space and write the recording sheet

1 solve a problem!
2 go back three spaces
3 solve a problem!
4 solve a problem!
5 solve a problem!
6 solve a problem!
7 solve a problem!
8 skip ahead three spaces
9 go back two spaces
10 solve a problem!
11 solve a problem!
12 skip ahead three spaces
13 go back two spaces
14 solve a problem!
15 solve a problem!
16 skip ahead three spaces
17 go back two spaces
18 solve a problem!
19 solve a problem!
20 skip ahead three spaces
21 go back three spaces
22 go back three spaces
23 solve a problem!

FINISH

skip ahead three spaces
go back three spaces
solve a problem!

Name: _____

Measure Mass Recording Sheet

1 65g	2	3 65g	4 75g
5	6 52g	7	8
9	10	11	12
13	14	15	16

Easy way to hold students accountable

PURCHASE NOW TO INCREASE STUDENT ENGAGEMENT!



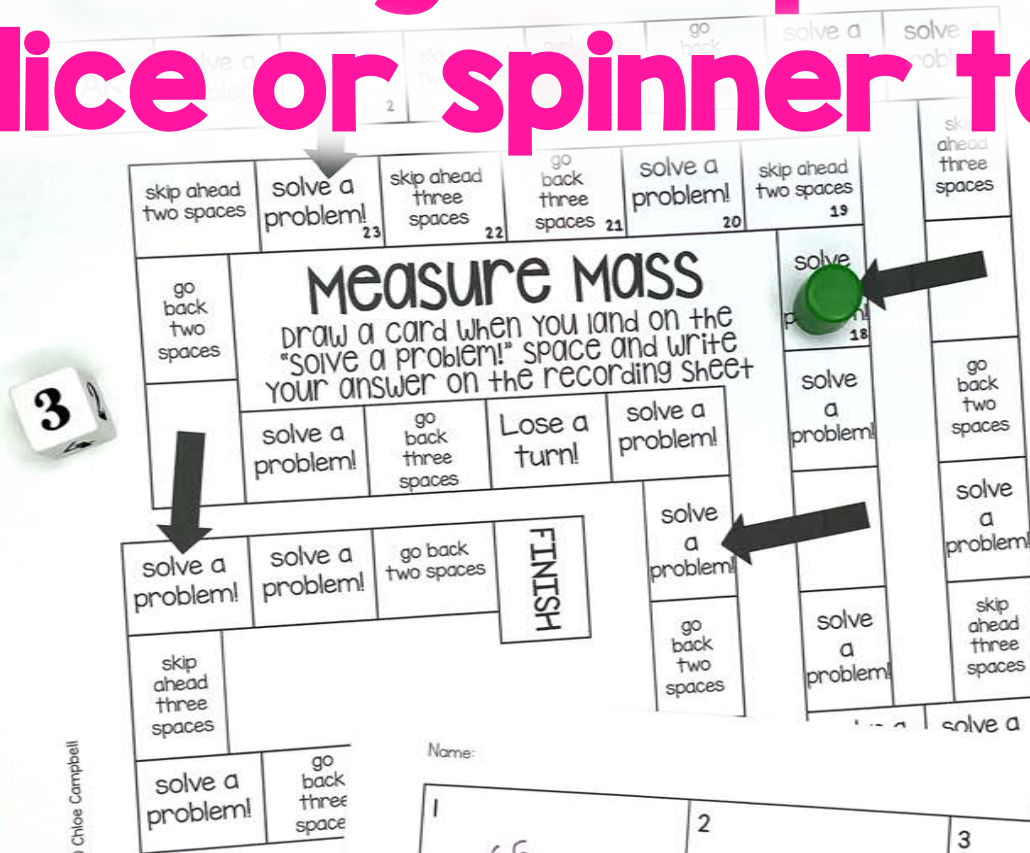
**“What a way to engage
students!”**

“My kids love these!”

**“Great Product. Love hands-on
learning!”**

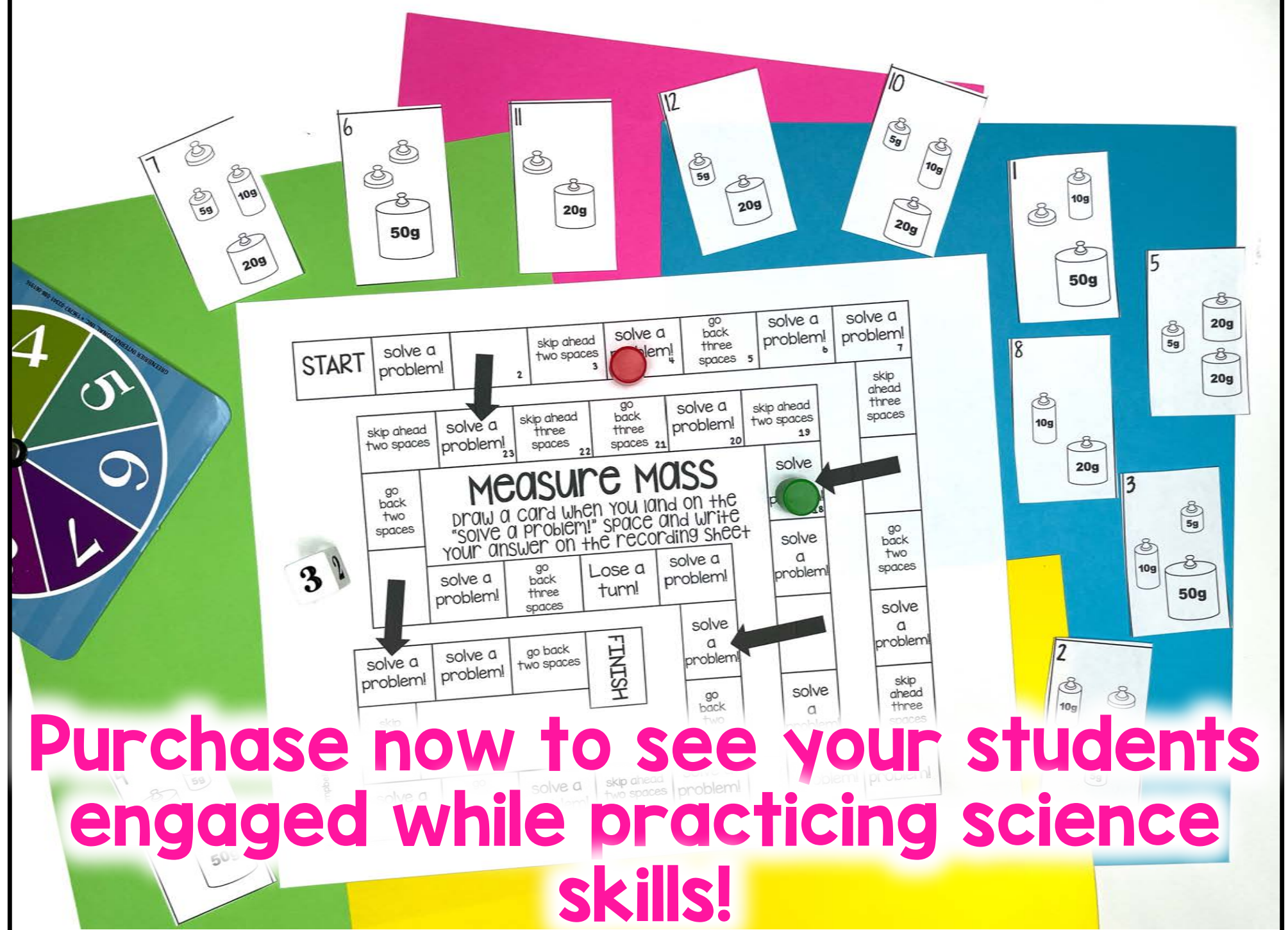
**“Easy to use, my students
enjoyed this resource!”**

Just add game pieces and a dice or spinner to play.



Name: _____

Measure Mass Recording Sheet			
1 65g	2	3 65g	4 75g
5	6 52g	7	8
9	10	11	12
13		15	16



Check out
the entire
BUNDLE
of
science
games!

Will it Dissolve in Water?

Weather

**Experiment vs.
Investigation**

