

Life Cycle of a Butterfly

- Egg
- Caterpillar
 - Pupa
- Butterfly



Life cycle
of a
Butterfly

By:

Includes:

Page 1: Life cycle book cover

Page 2: Butterfly life cycle images

Page 3: Eggs title & image

Page 4: Eggs fill in the blank text

Page 5: Hatchling title & image

Page 6: Hatchling fill in the blank text

Page 7: Chick title & image

Page 8: Chick fill in the blank text

Page 9: Chicken title & image

Page 10: Chicken fill in the blank text



Butterfly


© Chloe Campbell 2016

Steps:

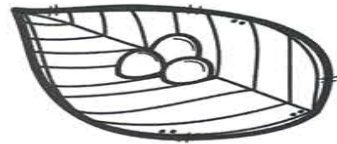
1. Cut apart the pages
2. Staple the pages
3. Fill in the blanks
4. Color the book
5. Read the completed book
with a friend



Caterpillar



© Chloe Campbell 2016



Egg

© Chloe Campbell 2016


The _____ life cycle starts when a _____ butterfly lays her eggs. Normally, she lays them on a leaf or a stem of a plant. Inside the egg, a _____ grows. The egg will normally hatch between 3 and 5 _____.

Ways to Use:

- Whole Group
- Teacher Led Instruction
- Partner Project
- Substitute Plans
- Center Activity
- Take Home Activity with Family



Butterfly



Butterfly

The caterpillar comes out of the _____ as a butterfly. It's wings are wet at first, so the butterfly has to wait for them to _____ before it can fly. The butterfly looks for _____ and _____ to eat.

**Purchase now to enjoy
a low prep activity!**

**Students will love
creating their own book
to show the life cycle of
a butterfly!**