


Create Your Own Gingerbread House

Name: _____

DRAW YOUR GINGERBREAD HOUSE

SHOW YOUR





GINGERBREAD HOUSE STORE

Item	Price
Window	\$14.23
Window	\$13.89
Roof	\$45.49
Roof	\$47.26
Roof	\$41.72
Roof	\$38.19
Chimney	\$14.98
Roof	\$35.87
Candy Canes	\$1.12



Add & Subtract Decimals

How to Use:

1. Students select items from the “Gingerbread House Store” to purchase. They’ll pick their favorite gingerbread house, candy roof, windows, and decorations.
2. Students will then add up the price of their gingerbread house as they draw the house on their recording sheet.

Name: _____

HOW MUCH MONEY DO YOU NEED?

$$\boxed{} + \boxed{} + \boxed{} = \boxed{}$$

$$\boxed{} + \boxed{} + \boxed{} = \boxed{}$$

$$\boxed{} + \boxed{} + \boxed{} = \boxed{}$$



Name: _____

HOW MUCH CHANGE SHOULD YOU RECEIVE?

$$\$150 - \text{House} - \text{Candy} - \text{Door} = \boxed{}$$

$$\$40 - \text{House} - \text{Candy} - \text{Wreath} = \boxed{}$$

$$\$155 - \text{House} - \text{Candy} - \text{Holly} = \boxed{}$$

$$\$80 - \text{Door} - \text{Candy} - \text{Tree} = \boxed{}$$

$$\$200 - \text{Candy} - \text{House} - \text{Wreath} = \boxed{}$$

Name: _____

BREAD HOUSE STORE



Candy



Tree



Differentiated Activities

Creative Ways to Setup:

- Print the store on cardstock and give to each table group or partner set.
- Print the store on poster paper and display at the front of the room.
- Print the store on paper and display in multiple places around the room.
- Print the store on paper and display in picture frames or plastic sleeves.

Practice math skills without even realizing it!

GINGERBREAD HOUSE EXTENSION QUESTIONS

Name: _____

1. If you with a



Window
\$14.23



Win
\$1

2. If you by pay



\$0

3. Your t
originc
to sta



GINGERBREAD HOUSE

Name: _____

DRAW YOU



Roof
\$45.49



Roof
\$41.72






Chimne
\$14.98




GINGERBREAD HOUSE EXTENSION QUESTIONS




Name: _____

If you purchased all of your Gingerbread

HOW MUCH MONEY DID YOU SPEND?

 +  +  =

 +  +  =

 +  +  =

 +  +  =

Activities Included

- ✓ Find the total amount spent by adding up the prices of the items pictured (3 printable pages).
- ✓ Find the amount of change you'd receive after purchasing 3 items from the store.
- ✓ Add together 3 items from the store to find the total price.
- ✓ Add together 4 items from the store to find the total price.
- ✓ Add together 5 items from the store to find the total price.
- ✓ Draw Your Own Gingerbread House
- ✓ Draw A Glorious Gingerbread House
- ✓ Extension Questions: Gives students a budget to stay under.

Your students will be SUPER engaged!

Name: _____
GINGERBREAD

1. If you purchased:

GINGERB



Window
\$4.23



Window
\$3.89



\$0.34 Pe



GINGERBREAD HOUSE STO



Roof
\$45.49



Roof
\$47.26



Roof
\$41.72



Roof
\$38.19



Chimney
\$14.98



Roof
\$35.87



House \$98.63



House
\$75.26



House \$

Name: _____
CREATE A GLORIOUS GINGERBREAD HO

SHOW YOUR WORK



Total Spent

© Chloe Campbell 2015

© Chloe Campbell 2015

© Chloe Campbell 2015

Black & White Version, Too!

Name: _____

GINGERBREAD HOUSE EXTENSION QUESTIONS

1. If you purchased all of your Gingerbread house building su with a \$100, how much change will you receive?
2. If you purchased all of your Gingerbread house building su by paying with \$75, how much change will you receive?
3. Your budget is now \$25. Do you have enough money for yo original plan? What changes do you need to make to your to stay within budget?



GINGERBREAD HOUSE STORE



Window
\$14.23



Win
\$1



\$C



C

GINGERBREAD HOUSE STORE



Roof
\$45.49



Roof
\$47.26



Roof
\$41.72



Roof
\$38.19



Chimney
\$14.98



House \$98.63



House
\$75.26



House \$86.31

© Onlow Campbell 2015

Teachers like YOU say:

★★★★★ Extremely satisfied

Great material as you wind down toward vacation. It has academic value and keeps the kids "plugged" in before a much anticipated break!

★★★★★ Extremely satisfied

This was perfect for math class right before winter break. This aligned with my curriculum right around Christmas break and my students really enjoyed the change of pace. I let them complete it as group work and many of them chose to continue the activity even after class was over.




★★★★★ Extremely satisfied




I thought this resource was adorable and perfect for the holidays because it is nondenominational. I printed them in color and will be able to reuse the price sheets again.




★★★★★ 5.0




It was such a great resource that focused on the skills my students needed to practice! They enjoyed it too!

Name: _____
HOW MUCH MONEY DID YOU SPEND?

 +  +  =

 +  +  =

 +  +  =

 +  +  =

**Students will pick their favorite
decorating items from the
Gingerbread House Store!**



Name: _____
GINGERBREAD

1. If you purchased a

GINGERBREAD



Window
\$4.23



Window
\$3.89



\$0.34 Per



Candy Cane

GINGERBREAD HOUSE STORE



Roof
\$45.49



Roof
\$47.26



Roof
\$41.72



Roof
\$38.19



Chimney
\$14.98



Roof
\$35.87



House \$98.63



House
\$75.26



House \$8

\$1.74

© Chloe Campbell 2015

Name: _____

DRAW YOUR GINGERBREAD HOUSE

SHOW YOUR WORK

Name: _____

CREATE A GLORIOUS GINGERBREAD HOUSE

SHOW YOUR WORK

\$ 41.72

\$ 98.63



Total Spent

You can even display their final projects on a bulletin board!

GINGERBREAD HOUSE STORE



Add to CART to see your students engaged!

MUCH MONEY D

How much change should you receive?

\$150	-		-		-		=	
\$40	-		-		-		=	
\$155	-		-		-		=	
\$80	-		-		-		=	

BREAD HOUSE STORE

Wreath \$3.31

Door \$24.67

Door \$22.81

Mistletoe \$2.31

Candy

CHRISTMAS TREE STORE

Draw your Christmas tree

SHOW YOUR WORK

Christmas tree icons with prices: \$23.50, \$24.75, \$25.25, \$26.50

Christmas tree icons with prices: \$23.50, \$24.75, \$25.25, \$26.50

Christmas tree icons with prices: \$23.50, \$24.75, \$25.25, \$26.50

Christmas tree icons with prices: \$23.50, \$24.75, \$25.25, \$26.50

Save \$ and upgrade to the BUNDLE!

HOW MUCH MONEY DID YOU SPEND?

	Cake Donut and Strawberry Icing with Sprinkles	\$1.25 per donut \$13.75 per box (12 donuts per box)
	Chocolate Donut and Hot Fudge Icing with Sprinkles	\$1.25 per donut \$13.75 per box (12 donuts per box)
	Cinnamon Swirl and Cream Cheese Filling	\$1.75 per slice \$7.55 per cake (5 slices per cake)
	Chocolate Swirl and Chocolate Mousse Filling	\$1.75 per slice \$7.55 per cake (5 slices per cake)
	Kiwi Swirl with Cheesecake Filling	\$1.75 per slice \$7.55 per cake (5 slices per cake)
	Jumbo Strawberry Cupcake with Hot Fudge and Cherry Topping	\$2.85 per cupcake \$17.10 per box (6 cupcakes per box)

How much money did you spend?

+ + = \$ 7.60

+ + = \$ 10.60

+ + = \$ 9.20

+ + = \$ 9.35

+ + = \$ 15.35

SNOWMAN STORE

Draw your snowman

SHOW YOUR WORK

Brown Hat \$2.17

Red Bow \$2.11

Blue Bow \$2.11

Short Beard \$3.61

Big Eyes \$1.32

Green Bow \$2.11

Small Eyes \$1.06

Glasses \$2.21

Long Beard \$4.21

Striped Beanie Hat \$3.98

Red Scarf \$2.25

Red Buttons \$2.98

Green Scarf \$2.25

Blue Scarf \$2.25

Red Santa Hat \$4.25

Gray Buttons \$2.88

Total Spent \$ 32.94