

Name: \_\_\_\_\_

Even or Odd

Directions: For each number, draw a picture, show the addition doubles, and determine if the number is even or odd.

Number	Drawing	Doubles?	Even or Odd
7		3+4	odd
12		6+6	even
2		1+1	even
4		2+2	even
1		1+0	odd

Name: \_\_\_\_\_

Even or Odd

Directions: Circle pairs of objects. Then, circle whether the number is even or odd.

even odd	even odd
even odd	even odd
even odd	even odd
even odd	even odd

Name: \_\_\_\_\_

Even or Odd Sort

Directions: Cut out the numbers at the bottom. Determine if the number is even or odd. Glue the numbers into the correct category.

Even Numbers	Odd Numbers
12	7
6	5
10	11
4	9

Name: \_\_\_\_\_

Even or Odd

Directions: For each number, draw a picture, show the addition doubles, and determine if the number is even or odd.

Number	Doubles?	Even or Odd
8		
3		
6		

Name: \_\_\_\_\_

Even or Odd Rollercoasters

Directions: Sort the roller coaster numbers into the correct category: even or odd.


Even Numbers	Odd Numbers
8	9

# Even and Odd Numbers



# What's included?

- ✓ Booklet for whole group or small group instruction
- ✓ 4 low-prep, hands-on activities for stations or independent work
- ✓ Teacher Directions
- ✓ Answer Keys

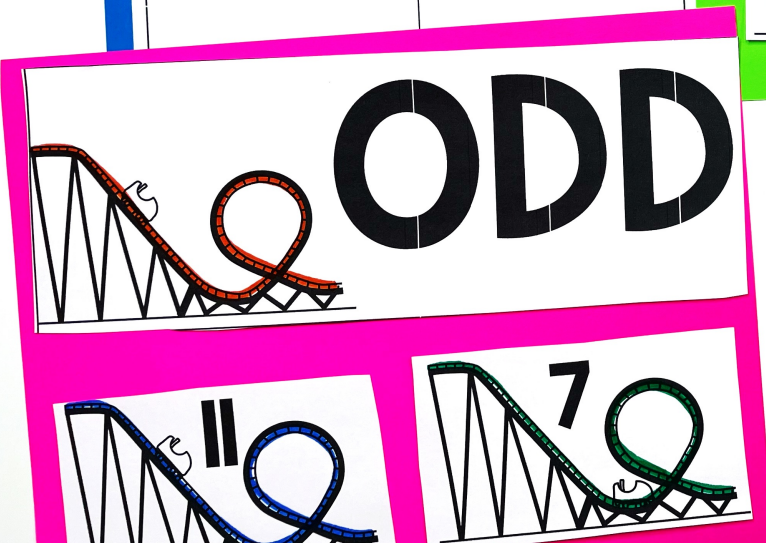
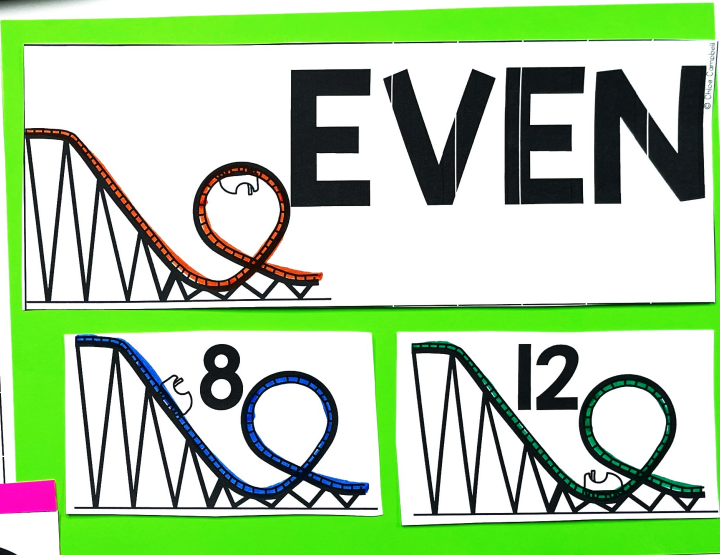


Even or Odd Rollercoasters

Name: \_\_\_\_\_

Directions: Sort the roller coaster numbers into the correct category: even or odd.


Even Numbers	Odd Numbers
2 4 6 8 10	1 3 5 7 9



# 5 Attention Grabbing Activities

- ✓ Even or Odd Booklet
- ✓ Even or Odd Numbers Sort
- ✓ Rollercoaster Sort
- ✓ Even or Odd Chart
- ✓ Even or Odd: Circle the Pairs





Number	Draw a Picture	Even or Odd?
2		even
3		odd
7		odd
11		odd
10		even
8		even

# Even or Odd?

By:

# Even or Odd Booklet

### Even Numbers

- Can be evenly paired
- Can be grouped evenly
- Are doubles

Number	Draw a Picture	Doubles?
4		2 + 2
12		6 + 6

Circle the even numbers.

~~1~~ 2 ~~3~~ 4 ~~5~~ 6 ~~7~~ 8 ~~9~~ 10 ~~11~~ 12

### Odd Numbers

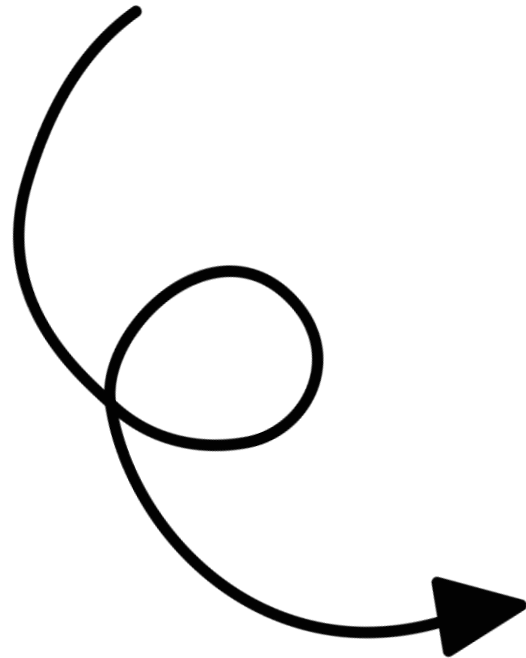
- Cannot be evenly paired
- Cannot be grouped evenly
- Are not doubles

Number	Draw a Picture	Doubles?
5		2 + 3
9		4 + 5

Cross out the odd numbers.

~~1~~ 2 ~~3~~ 4 ~~5~~ 6 ~~7~~ 8 ~~9~~ 10 ~~11~~ 12

# Even or Odd Numbers Sort



Even or Odd Sort	
Name: _____	
Directions: Cut out the numbers at the bottom. Determine if the number is even or odd. Glue the numbers into the correct category.	
Even Numbers	Odd Numbers
12	7
8	5
6	11
10	9
4	

© Chloe Campbell

# Rollercoaster Sort

Even or Odd Rollercoasters

Name: \_\_\_\_\_

Directions: Sort the roller coaster numbers into the correct category: even or odd.

Even Numbers	Odd Numbers
2 4 6 8 10	1 3 5 7 9




## EVEN




## 8




## 12



## ODD



## 11



## 7



## 6



## 3



## 4



## 9

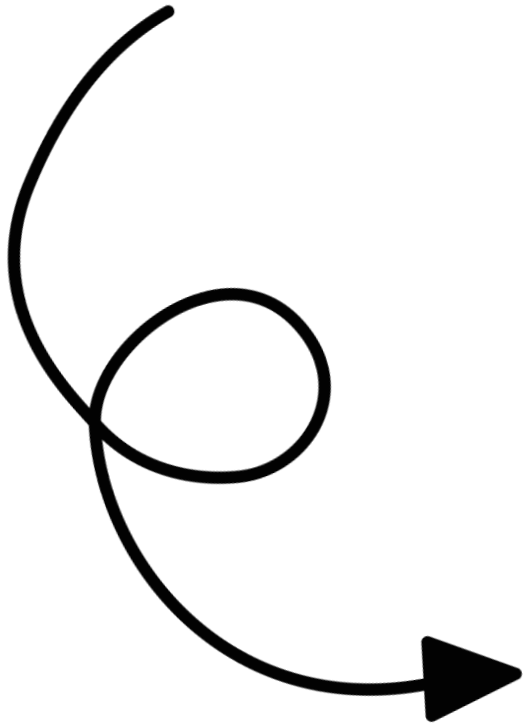


## 1



## 10

# Even or Odd Chart



Even or Odd

Directions: For each number, draw a picture, show the addition doubles, and determine if the number is even or odd.

Number	Drawing	Doubles?	Even or Odd
8		4 + 4	even
3		2 + 1	odd
6		3 + 3	even
9		5 + 4	odd
5		2 + 3	odd
10		5 + 5	even

Even or Odd

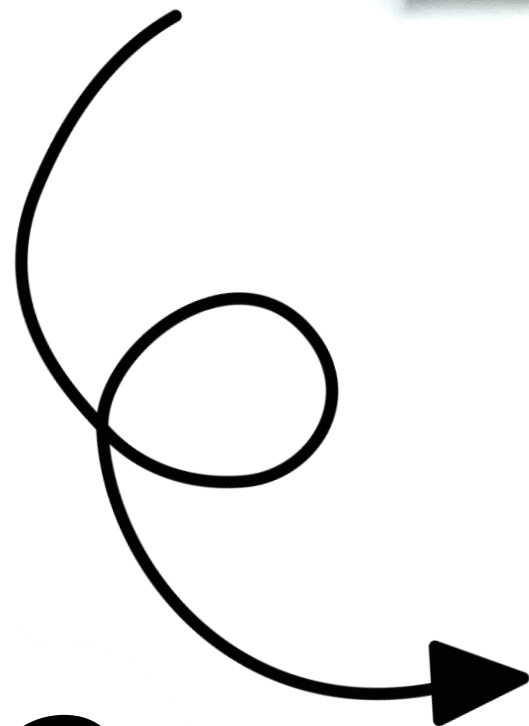
Name: \_\_\_\_\_

Directions: For each number, draw a picture, show the addition doubles, and determine if the number is even or odd.

Number	Drawing	Doubles?	Even or Odd
7		3 + 4	odd
12		6 + 6	even
2		1 + 1	even
4		2 + 2	even
1		1 + 0	odd




# Circle the Pairs



Name: \_\_\_\_\_

Even or Odd


Directions: Circle pairs of objects. Then, circle whether the number is even or odd.



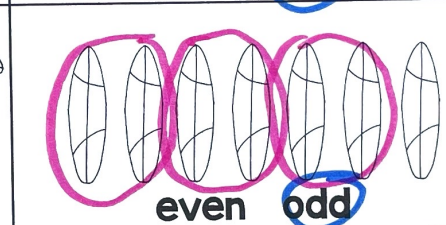
even odd




even odd



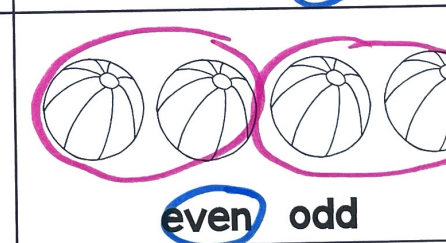
even odd



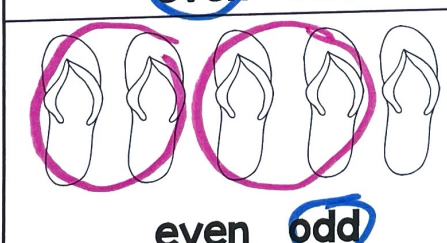
even odd




even odd




even odd




even odd



even odd



even odd



even odd

© Chloe Campbell



# Perfect For:

- ✓ Centers or Stations
- ✓ Morning Work
- ✓ Activities
- ✓ Introducing Skills
- ✓ Assessments or Quick Checks
- ✓ Reteaching Skills
- ✓ Summer School Lessons
- ✓ Homework or Family Based Activities
- ✓ Intervention Lessons

Name: \_\_\_\_\_

Even or Odd

Directions: For each number, draw a picture, show the addition doubles, and determine if the number is even or odd.

Number	Drawing	Doubles?	Even or Odd
7		3+4	odd
12		6+6	even

Name: \_\_\_\_\_

Even or Odd

Directions: Circle pairs of objects. Then, circle whether the number is even or odd.

even odd	even odd
even odd	even odd
even odd	even odd


Name: \_\_\_\_\_

Even or Odd Sort

Directions: Cut out the numbers at the bottom. Determine if the number is even or odd. Glue the numbers into the correct category.

Even Numbers	Odd Numbers
12	7
8	5
6	11
10	9

**Grab these low-prep activities and watch your students' engagement and achievement increase!**



Name: \_\_\_\_\_

Even or Odd

Directions: For each number, draw a picture, show the addition doubles, and determine if the number is even or odd.

Number	Drawing	Doubles?	Even or Odd
8		4+4	even
3		2+1	odd
6		3+3	even

Directions: Sort the roller coaster numbers into the correct category: even or odd.

Even Numbers	Odd Numbers
2	1
4	3
6	5
8	7
10	9

**Ten More and Ten Less**  
Directions: Write the number that is ten more in the top ice cream scoop. Write the number that is ten less in the bottom ice cream scoop.

**Build a Sandcastle**  
Directions: Look at the number at the top of the sandcastle. Inside each level of the sandcastle, write the number that is ten less, ten more, one hundred less, and one hundred more.

**Hundred More and Hundred Less**  
Directions: Write the number that is one hundred more in the top ice cream scoop. Write the number that is one hundred less in the bottom ice cream scoop.

**Add Two-Digit Whole Numbers**  
Star + Star = Star

**Roll a Number: Add up to 100**  
Directions: Roll a die two times to create a 2-digit number. Write that number in the first box. Add the two numbers to find the sum and write the answer in the third box.

**Draw a Number: Add Up to 100**  
Directions: Draw two numbers from the flashlights and camping tents. Write the first number in the first box and the second number in the second box. Add the two numbers together and write the sum in the last box.

**Click here to upgrade to the ENTIRE bundle!**