

Book Review Templates

A pink heart-shaped template for a book review. It features a row of ten stars at the top. The text inside includes: "Title:" followed by a line, "Author:" followed by a line, "I give this book ___ out of 10 stars because:" followed by a line, "Book Summary:" followed by two lines, "Book review by:" followed by a line, and checkboxes for "Fiction" and "Non-Fiction".

A yellow bucket-shaped template for a book review. It features a row of ten stars at the top. The text inside includes: "Book Title:" followed by a line, "Author:" followed by a line, "I give this book ___ out of 10 stars because:" followed by a line, "Summary:" followed by two lines, "Book review by:" followed by a line, and checkboxes for "Non-Fiction" and "Fiction".

A green cone-shaped template for a book review. It features a row of ten stars at the top. The text inside includes: "I give this book ___ out of 10 stars because:" followed by a line, "Book Summary:" followed by two lines, "Title:" followed by a line, "Author:" followed by a line, "Book review by:" followed by a line, and checkboxes for "Fiction" and "Non-Fiction".

Each Reading Response Shape Includes:

- Book Title
- Authors
- 10 Stars to Color In
- I gave this book ___ out of 10 stars because...
- Book Summary
- Book Review By:
- Fiction/Non-Fiction Check Boxes

Book Recommendations

Seasonal Bulletin Board

- Winter: Mittens
- New Year: Party Hats
- Valentine's Day: Hearts
- St. Patrick's Day: Shamrocks
- Spring: Raindrops
- Easter: Eggs
- Summer: Buckets
- Back to School: Clipboards
- Fall: Pumpkins
- Halloween: Ghosts
- Thanksgiving: Turkeys
- Christmas: Christmas Trees

Teacher Tips

- All of the pages are printer friendly – only uses black ink. If you want to add color to your reading bulletin board, just print on any colored paper and you'll be ready to go!
- I keep a pile of book review templates in one area so students can easily access them. When a child finishes independently reading a book, they complete a book review and hang it on the bulletin board. If other students don't know what to read next, they can check out the reading bulletin board to see what books classmates would recommend!

B O O K S

W E

V E !

Bulletin Board Titles for Every Season

Teachers Like You Have LOVED This Resource!

★★★★★ Extremely satisfied

This was really organized, helpful, and engaging for my special ed students. They enjoyed completing the tasks individually, with a partner, or in groups. THANK YOU!

★★★★★ Extremely satisfied

This is such a fun activity! I love having these displayed in the hallway each month. My students always like seeing what their peers are reading/writing about.

★★★★★ Extremely satisfied

Such fun! Makes a wonderful display. Students loved reading what their friends had read. Nothing gets students reading like a friend saying they should read this book!



A pink heart-shaped book review form. The top half contains a row of ten stars. The first five stars are on the left and the last five are on the right. Between the stars on the left is the word "Title:" and between the stars on the right is the word "Author:". Below the stars is a line for "I give this book ___ out of 10 stars because:". The bottom half of the heart has several horizontal lines for "Book Summary:". Below the summary lines is a line for "Book review by:". At the bottom right are two checkboxes: ☐ Fiction and ☐ Non-Fiction.

Title: _____


Author: _____

I give this book ___ out of 10 stars because: _____

Book Summary: _____

Book review by: _____

☐ Fiction
☐ Non-Fiction



A black and white ghost-shaped book review form. The top half contains a row of ten stars. The first five stars are on the left and the last five are on the right. Between the stars on the left is the word "Book Title:" and between the stars on the right is the word "Author:". Below the stars is a line for "I give this book ___ out of 10 stars because:". The bottom half of the ghost has several horizontal lines for "Book Summary:". Below the summary lines is a line for "Book review by:". At the bottom right are two checkboxes: ☐ Non-Fiction and ☐ Fiction.

Book Title: _____

Author: _____

I give this book ___ out of 10 stars because: _____

Book Summary: _____

Book review by: _____

☐ Non-Fiction
☐ Fiction



A blue mitten-shaped book review form. The top half contains a row of ten stars. The first five stars are on the left and the last five are on the right. Between the stars on the left is the word "Book Title:" and between the stars on the right is the word "Author:". Below the stars is a line for "I give this book ___ out of 10 stars because:". The bottom half of the mitten has several horizontal lines for "Book Review By:". Below the review lines are two checkboxes: ☐ Fiction and ☐ Non-Fiction.

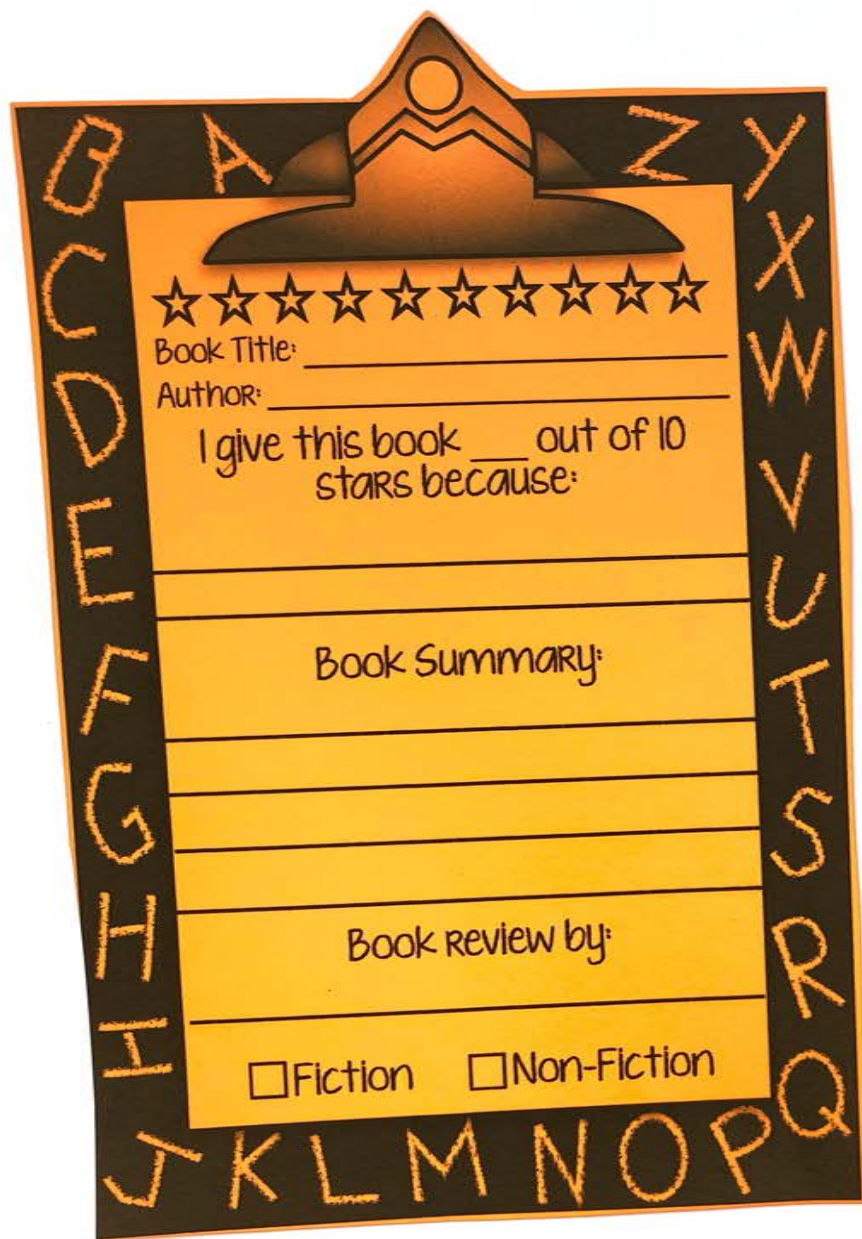
Book Title: _____

Author: _____

I give this book ___ out of 10 stars because: _____

Book Review By: _____

☐ Fiction
☐ Non-Fiction



A clipboard with a black border and a brown clip at the top. The border is decorated with the letters A through Z in a stylized font. The clipboard holds a yellow form with the following sections:

★ ★ ★ ★ ★ ★ ★ ★ ★ ★

Book Title: _____

Author: _____

I give this book ____ out of 10 stars because:

Book Summary:

Book review by:

☐ Fiction ☐ Non-Fiction



A yellow bucket with a black outline and a yellow handle. The bucket has the following sections:

Book Title: _____

Author: _____

★ ★ ★ ★ ★ ★ ★ ★ ★ ★

I give this book ____ out of 10 stars because:

Summary:

Book Review by:

☐ Non-Fiction

☐ Fiction



A yellow turkey-shaped book review form. The turkey's body is the main form area, and its tail feathers are at the top. The form includes fields for Book Title, Author, a star rating (10 stars), Book Summary, Book Review by, and checkboxes for Fiction and Non-Fiction.

Book Title: _____

Author: _____

I give this book _____ out of 10 stars because:

Book Summary:

Book Review by:

☐ Fiction ☐ Non-Fiction



A blue mitten-shaped book review form. The mitten is the main form area, and the cuff is at the top. The form includes fields for Book Title, Author, a star rating (10 stars), Book Review By, and checkboxes for Fiction and Non-Fiction.


Book Title: _____

Author: _____

I give this book _____ out of 10 stars because:

Book Review By:

☐ Fiction ☐ Non-Fiction



A black and white line drawing of a ghost with a smiling face. The ghost's body is a large, rounded shape with a wavy bottom. Along the left side of the ghost's body, there is a vertical line of ten stars. The ghost's body is divided into sections by horizontal lines, each containing a label for a book review section.

Book Title: _____


Author: _____

I give this book ___ out of 10 stars because: _____

Book Summary: _____

Book review by: _____

☐ Non-Fiction ☐ Fiction



A black and white line drawing of a pumpkin with a stem. The pumpkin is divided into sections by horizontal lines, each containing a label for a book review section. The pumpkin's outline is decorated with ten stars. The bottom of the pumpkin has two checkboxes for book genres.

Book Title: _____

Author: _____

I give this book ___ out of 10 stars because: _____

Book Summary: _____

Book review by: _____

☐ Fiction ☐ Non-Fiction

A pink heart-shaped book review form with a black outline. The top left curve contains five stars, and the top right curve contains five stars. The text "Title:" is positioned between the two star groups. Below the stars, the text "I give this book ___ out of 10 stars because:" is followed by four horizontal lines. Below these lines is the text "Book Summary:" followed by four horizontal lines. At the bottom, the text "Book review by:" is followed by two checkboxes: ☐ Fiction and ☐ Non-Fiction.

★ ★ ★ ★ ★ Title: ★ ★ ★ ★ ★

I give this book ___ out of 10 stars because:

Book Summary:

Book review by:

☐ Fiction
☐ Non-Fiction

A yellow egg-shaped book review form with a black outline. The top curve contains ten stars. The text "Title:" is positioned between the two star groups. Below the stars, the text "I give this book ___ out of 10 stars because:" is followed by four horizontal lines. Below these lines is the text "Book Summary:" followed by four horizontal lines. At the bottom, the text "Book review by:" is followed by two checkboxes: ☐ Fiction and ☐ Non-Fiction.

★ ★ ★ ★ ★ Title: ★ ★ ★ ★ ★

I give this book ___ out of 10 stars because:

Book Summary:

Book review by:

☐ Fiction
☐ Non-Fiction

I give this book _____ out of 10 stars because:

☐ Fiction
☐ Non-Fiction

Book Summary:

Author: Book Title:

Book review by:

Book Title:

Author:

I give this book _____ out of 10 stars because:

Book Summary:

Book review by:

☐ Fiction
☐ Non-Fiction

I give this book ___ out of 10 stars because:

Book Summary:

Title:

Author:

Book review by: _____

☐ Fiction ☐ Non-Fiction

Book Title: _____

Author: _____

I give this book ___ out of 10 stars because:

Book Summary:

Book review by: _____

☐ Fiction ☐ Non-Fiction

Purchase now to
add these
book review
templates
to your classroom!