

Add Two-Digit Whole Numbers

Name: \_\_\_\_\_

Star 1:  $29 + 15 = 44$

Star 2:  $23 + 50 = 73$

Star 3:  $76 + 21 = 97$

Star 4:  $14 + 34 = 48$

Star 5:  $56 + 35 = 91$

Add Two-Digit Whole Numbers

Name: \_\_\_\_\_

Star 1:  $15 + 15 = 30$

Star 2:  $30 + 45 = 75$

Star 3:  $76 + 22 = 98$

Star 4:  $55 + 39 = 94$

Add Two-Digit Whole Numbers

Name: \_\_\_\_\_

Flashlight 1:  $23 + 67 = 90$

Flashlight 2:  $54 + 17 = 71$

Flashlight 3:  $31 + 61 = 92$

Flashlight 4:  $28 + 51 = 79$

Flashlight 5:  $87 + 12 = 99$

Flashlight 6:  $54 + 12 = 66$

Flashlight 7:  $53 + 13 = 66$

Flashlight 8:  $67 + 21 = 88$

Flashlight 9:  $64 + 13 = 77$

Flashlight 10:  $56 + 11 = 67$

Tent 1:  $41 + 14 = 55$



Roll a Number: Add up to 100

Directions: Roll a die two times to create a 2-digit number. Write that number in the first box. Add the two numbers to find the sum and write the answer in the third box.

Number #1	Number #2	Sum of Two Number
56	32	88
24	24	48
67	15	79
32	34	

Add Two-Digit Whole Numbers

Name: \_\_\_\_\_

Flashlight 1:  $23 + 56 = 79$

Flashlight 2:  $36 + 17 = 53$

Flashlight 3:  $54 + 21 = 75$

Flashlight 4:  $62 + 25 = 87$

Flashlight 5:  $41 + 10 = 51$

Flashlight 6:  $22 + 22 = 44$

Flashlight 7:  $33 + 27 = 60$

Flashlight 8:  $56 + 23 = 79$

Tent 1:  $71 + 27 = 98$

Draw a Number: Add Up to 100

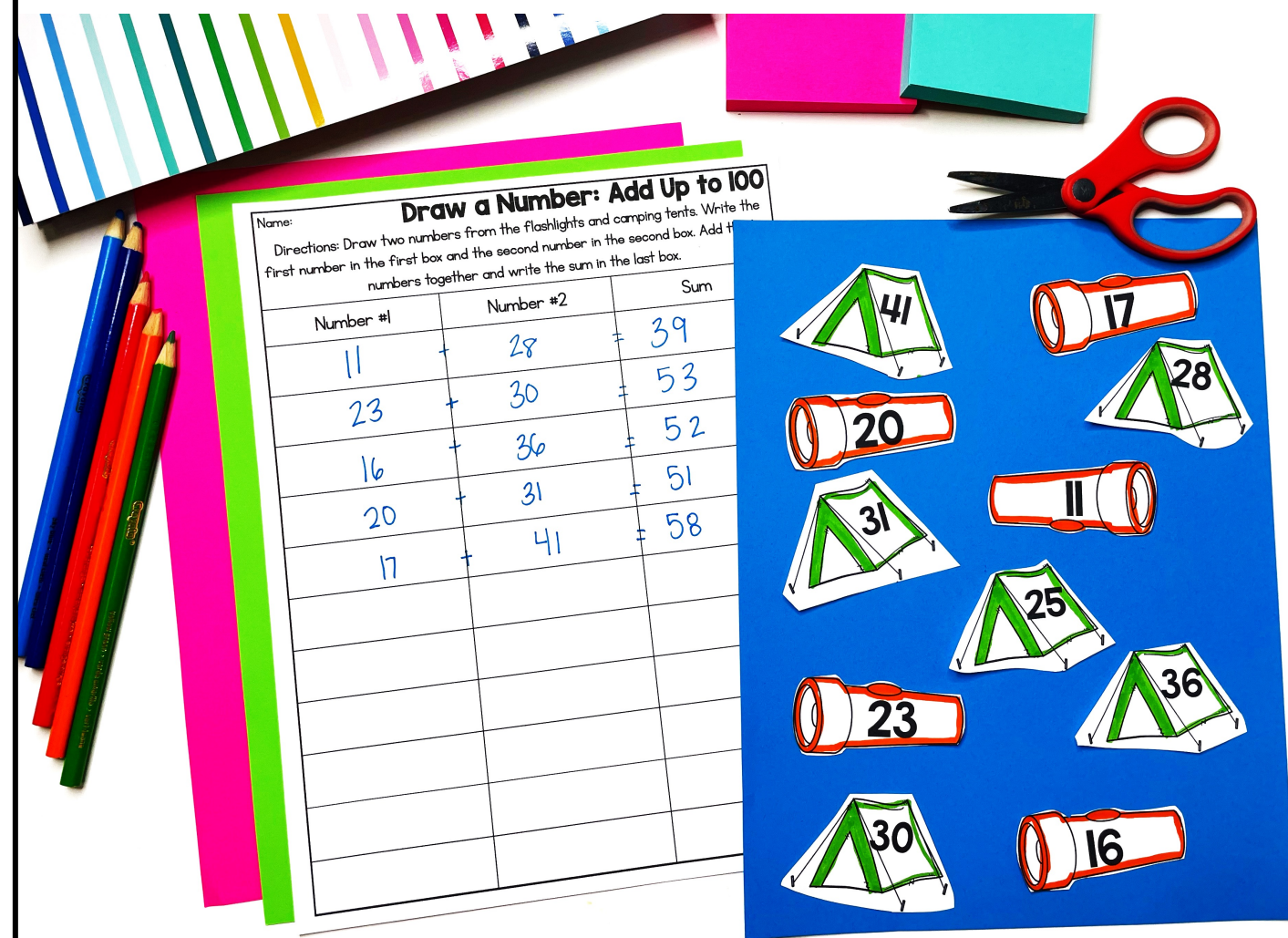
Directions: Draw two numbers from the flashlights and camping tents. Write the first number in the first box and the second number in the second box. Add the two numbers together and write the sum in the last box.

Number #1	Number #2	Sum
11	28	39
23	30	53
16	36	52
20	31	51
17	38	55



# Adding Within 100






# What's included?


- ✓ Booklet for whole group or small group instruction
- ✓ 4 low-prep, hands-on activities for stations or independent work
- ✓ Teacher Directions
- ✓ Answer Keys

# 5 Attention Grabbing Activities

- ✓ Adding Numbers Booklet
- ✓ Roll a Number
- ✓ Starfish Addition
- ✓ Draw a Number
- ✓ Lemonade Addition








Addends	Sum
58 + 13	71
17 + 21	38
43 + 45	88
56 + 21	77
19 + 62	81
24 + 49	73

# Add Two-Digit Numbers within 100

By:



# Addition within 100 Booklet

### How to Add 2-Digit Numbers

#### Draw Base Ten Blocks

1. Draw or build the first number with the base ten blocks.
2. Draw or build the second number with the base ten blocks.
3. Count them altogether to find the sum.

#### Expanded Form

1. Write the expanded form of the first number.
2. Write the expanded form of the second number.
3. Add the ones and then the tens to find the sum.

#### Standard Model

1. Line up both numbers by place value (tens line up with the tens and ones line up with the ones).
2. Add the ones place first.
3. Add the tens place next.

### 43 + 28

#### Draw Base Ten Blocks

Handwritten: 4 tens rods and 3 ones units for 43, and 2 tens rods and 8 ones units for 28. The sum 71 is written to the right.

#### Expanded Form

Handwritten:  $40 + 3$   
 $20 + 8$   
 $60 + 11 = 71$

#### Standard Model

Handwritten:  $\begin{array}{r} 43 \\ + 28 \\ \hline 71 \end{array}$









# Roll a Number

Name: \_\_\_\_\_

**Roll a Number: Add up to 100**


Directions: Roll a die two times to create a 2-digit number. Write that number in the first box. Add the two numbers to find the sum and write the answer in the third box.

Number #1	Number #2	Sum of Two Numbers
56	32	88
24	24	48
67	15	79
32	34	66
51	25	76
19	15	34
37	29	66
62	31	93



# Starfish Addition



Name: \_\_\_\_\_

Add Two-Digit Whole Numbers

Starfish 29 + Starfish 15 = Starfish 44

Starfish 23 + Starfish 50 = Starfish 73

Starfish 76 + Starfish 21 = Starfish 97

Starfish 14 + Starfish 34 = Starfish 48

Starfish 56 + Starfish 35 = Starfish 91

Starfish 21 + Starfish 19 = Starfish 40

Starfish 32 + Starfish 46 = Starfish 78

Starfish 29 + Starfish 22 = Starfish 51

Name: \_\_\_\_\_

Add Two-Digit Whole Numbers

Starfish 15 + Starfish 15 = Starfish 30

Starfish 30 + Starfish 45 = Starfish 75

Starfish 76 + Starfish 22 = Starfish 98

Starfish 55 + Starfish 39 = Starfish 94

Starfish 56 + Starfish 11 = Starfish 67

Starfish 21 + Starfish 61 = Starfish 82

Starfish 53 + Starfish 17 = Starfish 70

Starfish 46 + Starfish 33 = Starfish 79





### Draw a Number: Add Up to 100

**Draw a Number: Add up**

Name: \_\_\_\_\_

Directions: Draw two numbers from the flashlights and camping tents. Write the first number in the first box and the second number in the second box. Add the numbers together and write the sum in the last box.

		Sum
--	--	-----

[illegible]





Name: \_\_\_\_\_

Add Two-Digit Whole Numbers

$$\begin{array}{r} 23 \\ + 67 \\ \hline \end{array}$$

$$\begin{array}{r} 54 \\ + 17 \\ \hline \end{array}$$

$$\begin{array}{r} 31 \\ + 61 \\ \hline \end{array}$$

$$\begin{array}{r} 41 \\ + 14 \\ \hline \end{array}$$

$$\begin{array}{r} 28 \\ + 51 \\ \hline \end{array}$$

$$\begin{array}{r} 87 \\ + 12 \\ \hline \end{array}$$

$$\begin{array}{r} 54 \\ + 12 \\ \hline \end{array}$$

$$\begin{array}{r} 53 \\ + 13 \\ \hline \end{array}$$

$$\begin{array}{r} 67 \\ + 21 \\ \hline \end{array}$$

$$\begin{array}{r} 64 \\ + 13 \\ \hline \end{array}$$

$$\begin{array}{r} 56 \\ + 11 \\ \hline \end{array}$$


$$\begin{array}{r} 64 \\ + 16 \\ \hline \end{array}$$


$$\begin{array}{r} 35 \\ + 43 \\ \hline \end{array}$$

$$\begin{array}{r} 45 \\ + 53 \\ \hline \end{array}$$

$$\begin{array}{r} 63 \\ + 31 \\ \hline \end{array}$$

$$\begin{array}{r} 35 \\ + 53 \\ \hline \end{array}$$





Name: \_\_\_\_\_

Add Two-Digit Whole Numbers

$$\begin{array}{r} 23 \\ + 56 \\ \hline \end{array}$$

$$\begin{array}{r} 54 \\ + 21 \\ \hline \end{array}$$

$$\begin{array}{r} 71 \\ + 27 \\ \hline \end{array}$$

$$\begin{array}{r} 62 \\ + 25 \\ \hline \end{array}$$

$$\begin{array}{r} 22 \\ + 22 \\ \hline \end{array}$$

$$\begin{array}{r} 41 \\ + 10 \\ \hline \end{array}$$

$$\begin{array}{r} 33 \\ + 27 \\ \hline \end{array}$$


$$\begin{array}{r} 56 \\ + 11 \\ \hline \end{array}$$


$$\begin{array}{r} 59 \\ + 22 \\ \hline \end{array}$$

$$\begin{array}{r} 24 \\ + 13 \\ \hline \end{array}$$

$$\begin{array}{r} 42 \\ + 15 \\ \hline \end{array}$$

$$\begin{array}{r} 48 \\ + 52 \\ \hline \end{array}$$





# Lemonade Addition



# Perfect For:

- ✓ Centers or Stations
- ✓ Morning Work
- ✓ Activities
- ✓ Introducing Skills
- ✓ Assessments or Quick Checks
- ✓ Reteaching Skills
- ✓ Summer School Lessons
- ✓ Homework or Family Based Activities
- ✓ Intervention Lessons



**Grab these low-prep activities and watch  
your students' engagement and achievement  
increase!**



**Ten More and Ten Less**  
 Directions: Write the number that is ten more in the top ice cream scoop. Write the number that is ten less in the bottom ice cream scoop.

**Build a Sandcastle**  
 Directions: Look at the number at the top of the sandcastle. Inside each level of the sandcastle, write the number that is ten less, ten more, one hundred less, and one hundred more.

**Hundred More and Hundred Less**  
 Directions: Write the number that is one hundred more in the top ice cream scoop. Write the number that is one hundred less in the bottom ice cream scoop.

**Add Two-Digit Whole Numbers**  
 Directions: Roll a die two times to create a 2-digit number. Write that number in the first box. Add the two numbers to find the sum and write the answer in the third box.

**Roll a Number: Add up to 100**  
 Directions: Roll a die three times to create a 3-digit number. Write that number in the original number box. Then write the number that is ten more and ten less.

**Draw a Number: Add Up to 100**  
 Directions: Draw two numbers from the flashlights and camping tents. Write the first number in the first box and the second number in the second box. Add the two numbers together and write the sum in the last box.

**Click here to upgrade to the ENTIRE bundle!**