

Ice cream cone math cards with numbers and operations:

- Top row: 43, 29, 51, 82, 31
- Bottom row: 158, 502, 192, 429, 511
- Operations: 33, 19, 41, 72, 21

Sandcastle math cards with numbers and operations:

- Top row: 527, 331, 257
- Bottom row: 854, 418, 182
- Operations: 617, 421, 347

Ice cream cone math cards with numbers and operations:

- Top row: 433, 729, 551, 232, 381
- Bottom row: 205, 262, 842, 783, 801
- Operations: 333, 629, 451, 132, 281



Build a Sandcastle

Name: _____

Directions: Look at the number at the top of the sandcastle. Inside each level of the sandcastle, write the number that is ten less, ten more, one hundred less, and one hundred more.

Sandcastle levels:

- Top: 457
- Level 1: 447 (Ten Less), 467 (Ten More)
- Level 2: 557 (One Hundred More), 357 (One Hundred Less)
- Level 3: 789 (Ten Less), 799 (Ten More)
- Level 4: 348 (Ten Less), 358 (Ten More)

Ten More and Ten Less

Name: _____

Directions: Look at the number in the middle. Find ten more and write it in the first body space. Find ten less and write it in the last body space.

Ants and numbers:

- Ant 1: 71, 61, 51
- Ant 2: 471, 461, 451
- Ant 3: 15

Roll a Number: Ten More and Less

Name: _____

Directions: Roll a die three times to create a 3-digit number. Write that number in the original number box. Then write the number that is ten more and ten less.

Rolls and results:

- Rolls: 1, 4, 2
- Original: 432
- Ten More: 442
- Ten Less: 422



Roll a Number: Hundred More and Less

Name: _____

Directions: Roll a die three times to create a 3-digit number. Write that number in the original number box. Then write the number that is one hundred more and one hundred less.

Rolls and results:

- Rolls: 2, 2, 1
- Original: 221
- One Hundred More: 321
- One Hundred Less: 121

Hundred More and Hundred Less

Name: _____

Directions: Look at the number in the middle. Find one hundred more and write it in the first body space. Find one hundred less and write it in the last body space.

Ants and numbers:

- Ant 1: 621, 521, 421
- Ant 2: 483, 383, 283
- Ant 3: 782

Ten More, Ten Less Hundred More, Hundred Less

What's included?

- ✓ Booklet for whole group or small group instruction
- ✓ 4 low-prep, hands-on activities for stations or independent work
- ✓ Teacher Directions
- ✓ Answer Keys



5 Attention Grabbing Activities

✓ 10 More, 10 Less, 100 More, 100 Less

Booklet

✓ More and Less Caterpillars

✓ Build a Sandcastle

✓ Roll a Number

✓ More and Less Ice Cream Scoops



Write ten more at the top of the popsicle, and ten less at the bottom of the popsicle.

42	97	38	65	104
32	87	28	55	94
22	77	18	45	84

Write one hundred more at the top of the popsicle, and one hundred less at the bottom of the popsicle.

442	352	757	557	247
342	254	657	457	147
242	154	557	357	47

Ten More, Ten Less One Hundred More, One Hundred Less

By:



10 More, 10 Less, 100 More, 100 Less



Ten More, Ten Less		One Hundred More, One Hundred Less	
Circle the tens place. Add ten. Subtract ten.		Circle the hundreds place. Add one hundred. Subtract one hundred.	
53	Ten More: 63 Ten Less: 43	357	Hundred More: 457 Hundred Less: 257
395	Ten More: 405 Ten Less: 385	653	Hundred More: 753 Hundred Less: 553
592	Ten More: 602 Ten Less: 582	810	Hundred More: 910 Hundred Less: 710
45	Ten More: 55 Ten Less: 35	412	Hundred More: 512 Hundred Less: 312
423	Ten More: 433 Ten Less: 413	555	Hundred More: 655 Hundred Less: 455

Booklet

Caterpillars

More or Less



Name: _____

Directions: Look at the number in the middle. Find one hundred more and write it in the first body space. Find one hundred less and write it in the last body space.

Hundred More and Hundred Less

Worksheet for 'Hundred More and Hundred Less' featuring five caterpillars. Each caterpillar has three body segments with numbers. The middle segment is circled in green.

- Caterpillar 1: 621 (left), 521 (middle, circled), 421 (right)
- Caterpillar 2: 293 (left), 193 (middle, circled), 93 (right)
- Caterpillar 3: 321 (left), 222 (middle, circled), 122 (right)
- Caterpillar 4: 456 (left), 356 (middle, circled), 256 (right)
- Caterpillar 5: 882 (left), 782 (middle, circled), 682 (right)

Additional numbers written in the body segments include: 483, 383, 283, 567, 467, 728, 628, 528.

Name: _____


Directions: Look at the number in the middle. Find ten more and write it in the first body space. Find ten less and write it in the last body space.

Ten More and Ten Less

Worksheet for 'Ten More and Ten Less' featuring five caterpillars. Each caterpillar has three body segments with numbers. The middle segment is circled in green.

- Caterpillar 1: 71 (left), 61 (middle, circled), 51 (right)
- Caterpillar 2: 471 (left), 461 (middle, circled), 451 (right)
- Caterpillar 3: 162 (left), 152 (middle, circled), 142 (right)
- Caterpillar 4: 256 (left), 246 (middle, circled), 236 (right)
- Caterpillar 5: 536 (left), 526 (middle, circled), 516 (right)


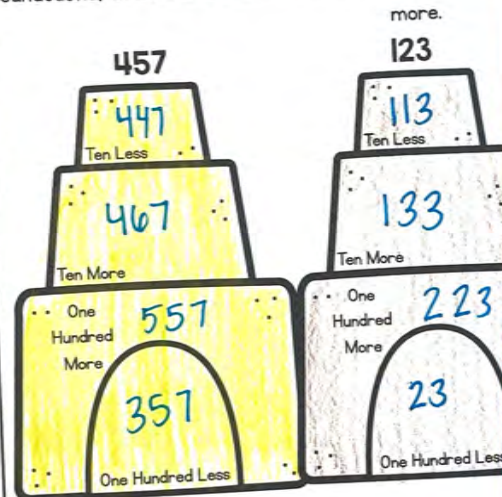
Additional numbers written in the body segments include: 861, 851, 841, 934, 924, 914, 492, 482, 472.



Build a Sandcastle

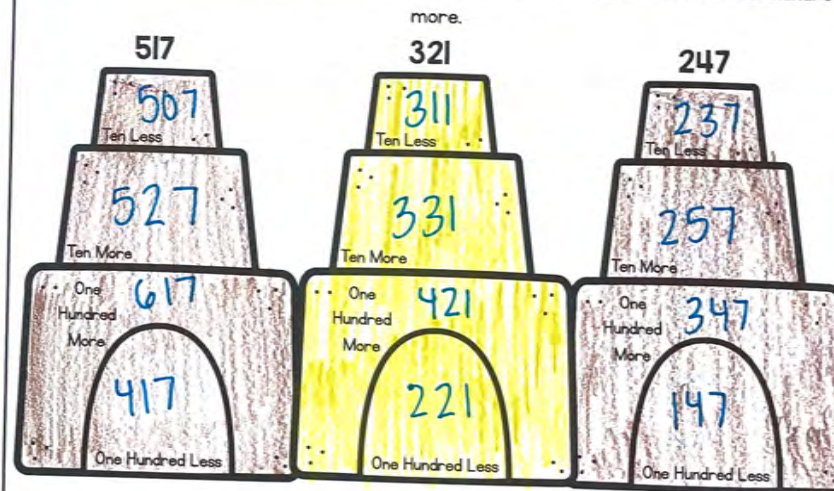
Build a Sandcastle

Directions: Look at the number at the top of the sandcastle. Inside each level of the sandcastle, write the number that is ten less, ten more, more.



Build a Sandcastle

Directions: Look at the number at the top of the sandcastle. Inside each level of the sandcastle, write the number that is ten less, ten more, one hundred less, and one hundred more.









Roll a Number

Name: _____

Roll a Number: Ten More and Less

Directions: Roll a die three times to create a 3-digit number. Write that number in the original number box. Then write the number that is ten more and ten less.

Original	Ten More	Ten Less
432	442	422
167	177	157
503	573	553
421	431	411

More or Less

Ice Cream Scoops

Name: _____

Directions: Write the number that is one hundred more in the top ice cream scoop. Write the number that is one hundred less in the bottom ice cream scoop.

Hundred More and Hundred Less



Name: _____

Directions: Write the number that is ten more in the top ice cream scoop. Write the number that is ten less in the bottom ice cream scoop.

Ten More and Ten Less



Perfect For:

- ✓ Centers or Stations
- ✓ Morning Work
- ✓ Activities
- ✓ Introducing Skills
- ✓ Assessments or Quick Checks
- ✓ Reteaching Skills
- ✓ Summer School Lessons
- ✓ Homework or Family Based Activities
- ✓ Intervention Lessons

Name: _____

Directions: Write the number that is ten more in the top ice cream scoop. Write the number that is ten less in the bottom ice cream scoop.

Ten More and Ten Less

Original	Ten More	Ten Less
53	43	33
39	29	19
61	51	41
92	82	72
41	31	21

Name: _____

Build a Sandcastle

Directions: Look at the number at the top of the sandcastle. Inside each level of the sandcastle, write the number that is ten less, ten more, one hundred less, and one hundred more.

Original	Ten Less	Ten More	One Hundred More
517	507	527	617
321	311	331	421
247	237	257	347

Name: _____

Directions: Write the number that is one hundred more in the top ice cream scoop. Write the number that is one hundred less in the bottom ice cream scoop.

Hundred More and Hundred Less

Original	Hundred More	Hundred Less
533	433	333
829	729	629
651	551	451
332	232	132
481	381	281

Grab these low-prep activities and watch your students' engagement and achievement increase!

sandcastle, write the number that is _____ more.

Original	Ten Less	Ten More	One Hundred More
457	447	467	557
123	113	133	213
584	574	594	684

Name: _____

Roll a Number: Hundred More and Less

Directions: Roll a die three times to create a 3-digit number. Write that number in the original number box. Then write the number that is one hundred more and one hundred less.

Original	One Hundred More	One Hundred Less
321	421	221
743	843	643

471, 461, 451, 441, 431, 421

Name: _____

Directions: Look at the number in the middle. Find one hundred more and write it in the first body space. Find one hundred less and write it in the last body space.

Hundred More and Hundred Less

621, 521, 421

Original	Ten More	Ten Less
432	442	422
157	167	147
553	563	543
411	421	401



Ten More and Ten Less
 Directions: Write the number that is ten more in the top ice cream scoop. Write the number that is ten less in the bottom ice cream scoop.

Build a Sandcastle
 Directions: Look at the number at the top of the sandcastle. Inside each level of the sandcastle, write the number that is ten less, ten more, one hundred less, and one hundred more.

Hundred More and Hundred Less
 Directions: Write the number that is one hundred more in the top ice cream scoop. Write the number that is one hundred less in the bottom ice cream scoop.

Add Two-Digit Whole Numbers
 Directions: Roll a die two times to create a 2-digit number. Write that number in the first box. Add the two numbers to find the sum and write the answer in the third box.

Roll a Number: Add up to 100
 Directions: Roll a die three times to create a 3-digit number. Write that number in the original number box. Then write the number that is ten more and ten less.

Draw a Number: Add Up to 100
 Directions: Draw two numbers from the flashlights and camping tents. Write the first number in the first box and the second number in the second box. Add the two numbers together and write the sum in the last box.

Click here to upgrade to the ENTIRE bundle!