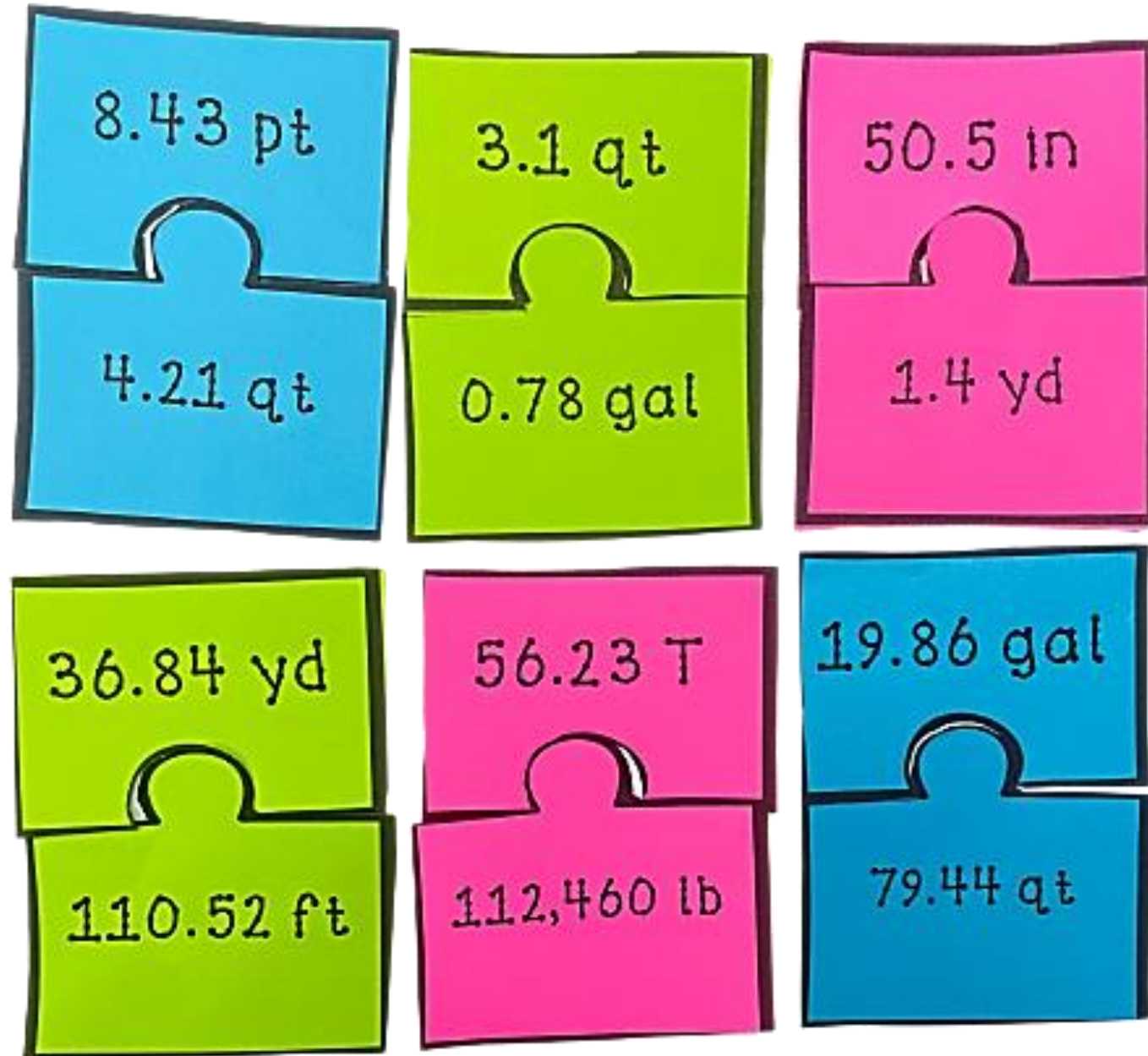


MEASUREMENT CONVERSIONS

Matching Puzzles




SCROLL

to take a look inside!

20

Problems Included



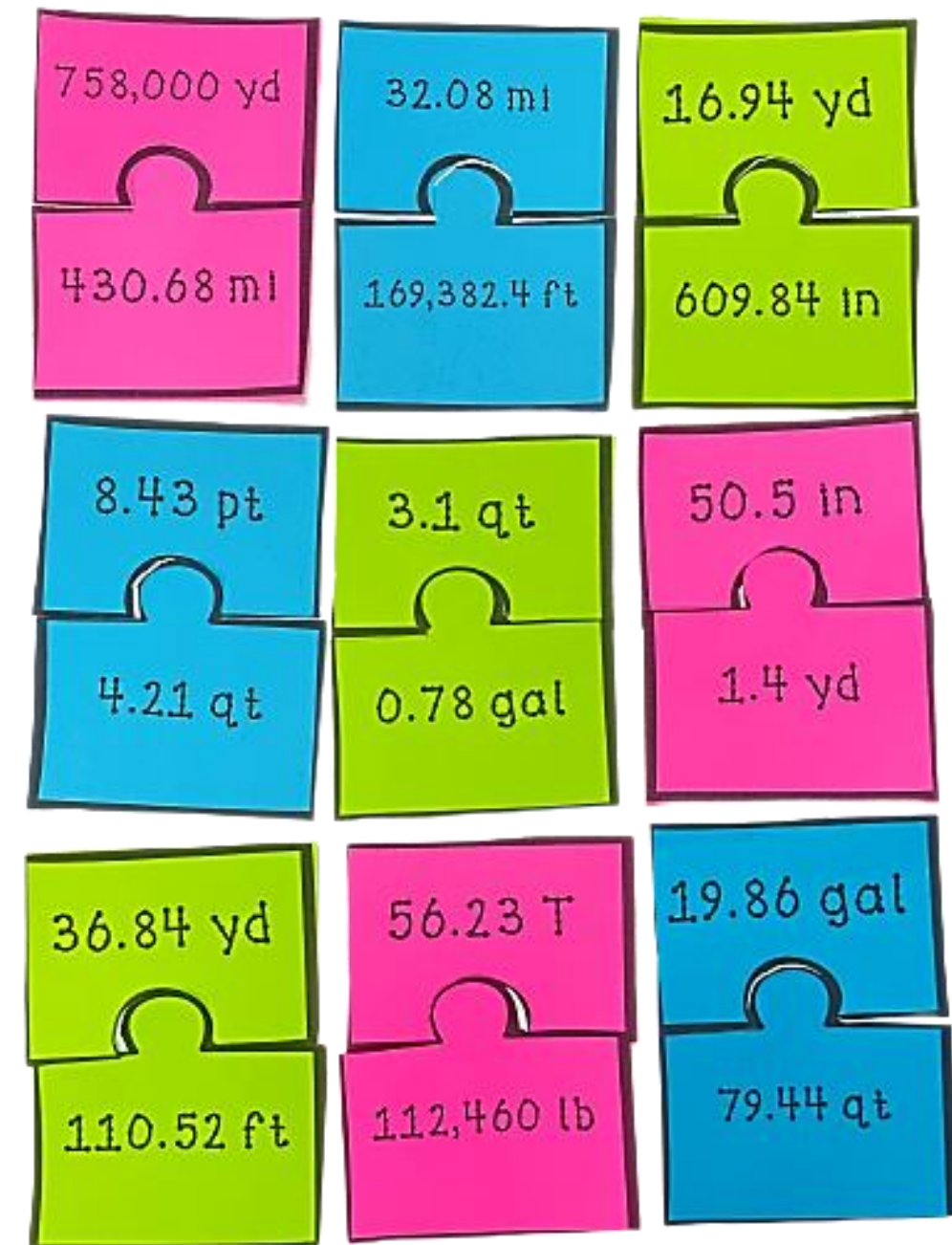
758,000 yd	32.08 mi	16.94 yd
430.68 mi	169,382.4 ft	609.84 in
8.43 pt	3.1 qt	50.5 in
4.21 qt	0.78 gal	1.4 yd
36.84 yd	56.23 T	19.86 gal
110.52 ft	112,460 lb	79.44 qt

What's Included?

- **Teacher Directions** to make implementation easy for you!
- **20 Matching Puzzles** to give your students extra practice
- **Student Recording Sheet** to hold students accountable
- **Teacher Answer Key** so you can easily check student answers

Ideas for Use:

- **Math Centers or Stations**
- **Whole Group Practice**
- **Morning Work**
- **Early Finisher Activities**
- **Substitutes**
- **Send home to engage students' families**



Teacher Tips

- Print the puzzle pieces.
- Cut out the puzzle pieces.
- Store them in a plastic baggie.

TEACHER DIRECTIONS


Print the puzzle pieces on cardstock or regular paper. If you are looking to use them for years, it's worth the time to laminate them. Cut out the puzzle pieces and store in a labeled plastic baggie.

Perfect to use at a teacher table, work partner practice, independent check, or lesson assessment.

This resource comes with a recording sheet to hold students accountable while they work.

TEACHER TIP:

For students to be able to check their work, I suggest numbering the back of the mat puzzle pieces. For example, write a small number on the top puzzle piece. On the bottom puzzle piece that matches it, write another small number to make the game into a self-checking activity.



© Chloe Campbell 2019


Name: _____

Recording Sheet

=	=
=	=
=	=
=	=
=	=
=	=
=	=
=	=
=	=
=	=
=	=
=	=
=	=
=	=

© Chloe Campbell 2019

HAPPY TEACHERS SAID...

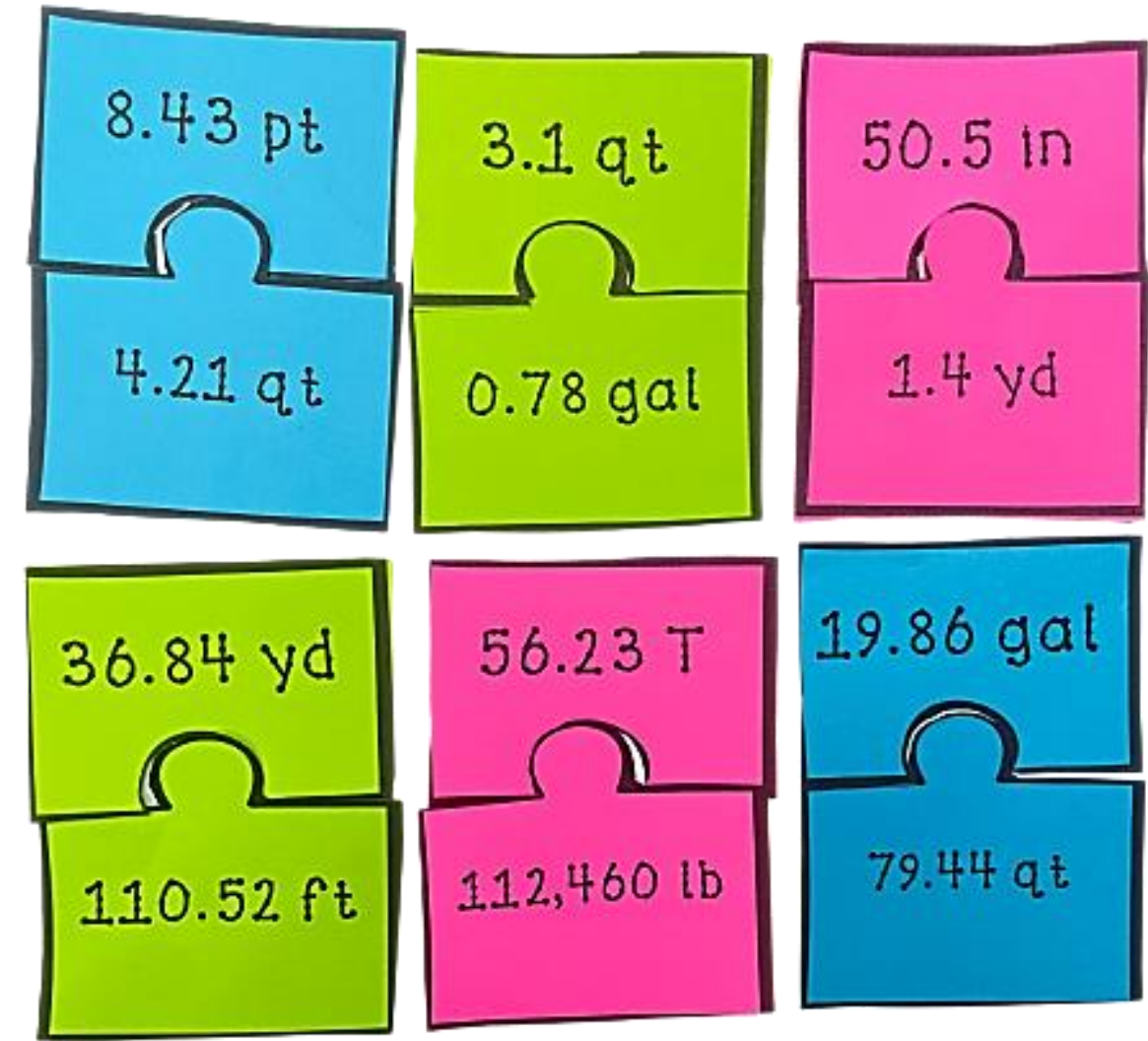


“ Great and fun game that students enjoy playing **over and over again!** ”

“ My students loved trying to find the puzzle piece matches, and **didn't even realize they were doing skill practice** in the process! ”

“ A fun activity! Students used this as a game during math centers. They also used this as a whole-class matching activity (find your partner). A **variety of ways to use** this! ”

Grab the
entire
bundle!



Click here!

