
















# Two Digit Multiplication

SOLVE  
THE  
ROOM

that matches each shape and solve the problem. Write the answer in the box that matches the shape.

		
		
		
		
	<div><math>46 \times 88</math></div> 	
		
		
		
		
		











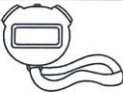




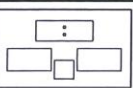




© Chloe Campbell



**Students find  
problems  
around the  
room & write  
the answers  
on their  
recording  
sheet.**

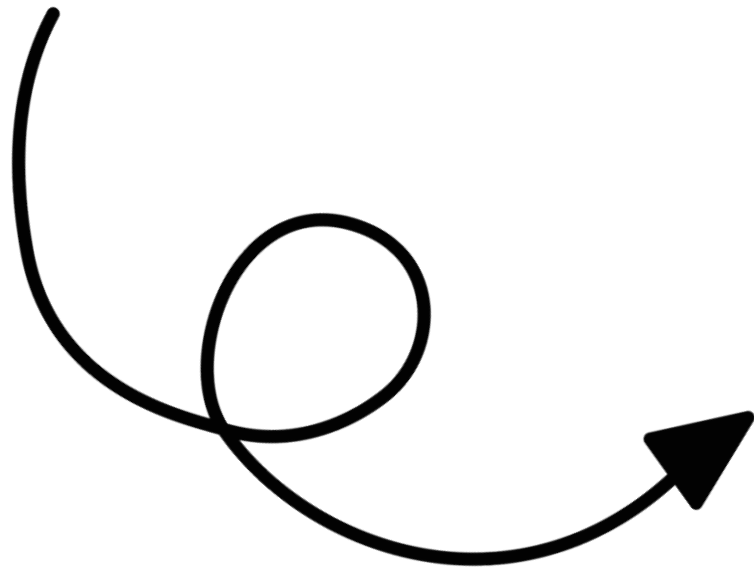
Name: \_\_\_\_\_

Directions: Find the card that matches each shape and solve the problem. Write the answer in the box that matches the shape.

© Chloe Campbell

# Teacher Directions Included



## Write the Room


### Basketball Theme

#### Directions for Use:

- Print out each page. I recommend using cardstock.
- You can laminate the pages so they last longer.
- Cut out each card. There are 4 to a page.
- Place cards around the room or tape cards to the walls.
- Give students a clipboard and they'll walk around the room to find the cards.
- Students will find the card that matches each shape and solve the problem. Write the answer in the box that matches the shape.
- If you'd like to challenge your students or keep them busy when they finish, ask students to create word problems that match the numbers on the cards.



# 20 Problems



$$46 \times 88$$



$$13 \times 18$$



$$37 \times 63$$



$$83 \times 98$$



$$38 \times 94$$

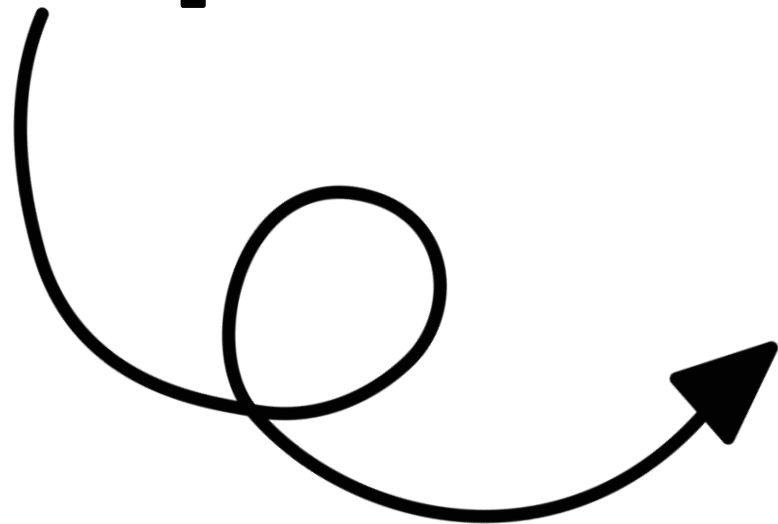


$$12 \times 97$$



# Extension Activity


**Students  
create a  
matching  
word problem.**



Name: \_\_\_\_\_

## Create a Matching Word Problem


Directions: Use the numbers from the cards to write your own matching word problem.



Name: \_\_\_\_\_

## Create a Matching Word Problem

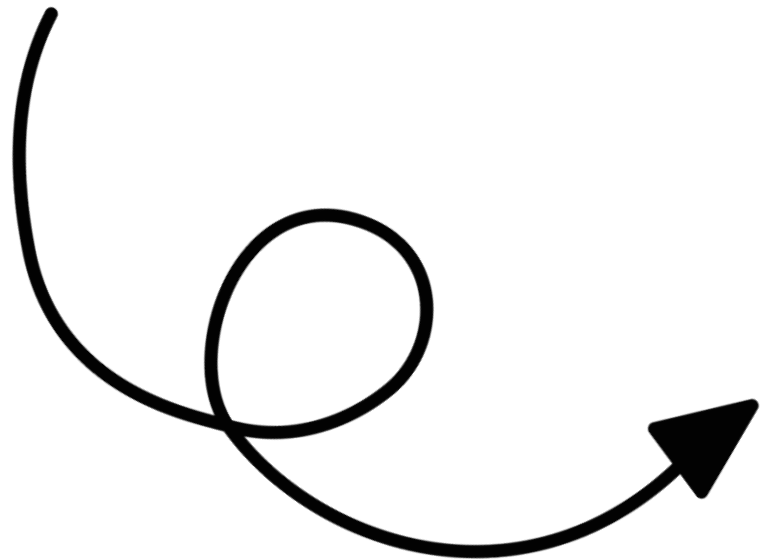
Directions: Use the numbers from the cards to write your own matching word problem.



# How to Use:

1. Print out each page. You can print on cardstock and/or laminate to help the cards last longer.
2. Cut out each card. There are 4 to a page.
3. Place the cards around the room or tape the cards to the walls, back of student chairs, doorways, etc.
4. Give students a clipboard. They'll walk around the room to find the cards.
5. Students will find the card that matches each shape. They'll solve the problem then write the answer in the box that matches the shape.

# Answer Key Included
























Name: \_\_\_\_\_

**Answer Key**



## Two Digit Multiplication

Directions: Find the card that matches each shape and solve the problem. Write the answer in the box that matches the shape.

	234		4,048
	1,164		3,276
	360		2,331
	952		3,572
	8,134		1,656
	4,416		368
	1,207		1
	7,821		
	1,032		
	3,038		



# Students are up and moving around the room while solving math problems. That's a WIN!



## Purchase now to see student engagement increase in your classroom!