

# Writing Review Stations

**SCROLL**  
to take a look inside!

Writing Review Stations Worksheet

Name: \_\_\_\_\_

Opinion vs. Informative

Opinion	Informative
1. opinion	10.
2. opinion	11.
3. informative	12.
4. opinion	13.
5.	14.
6.	
7.	
8.	
9.	18.

**Informative**

**Opinion**

You read two articles about different animals. Write an informative essay in which you compare two animals. 3

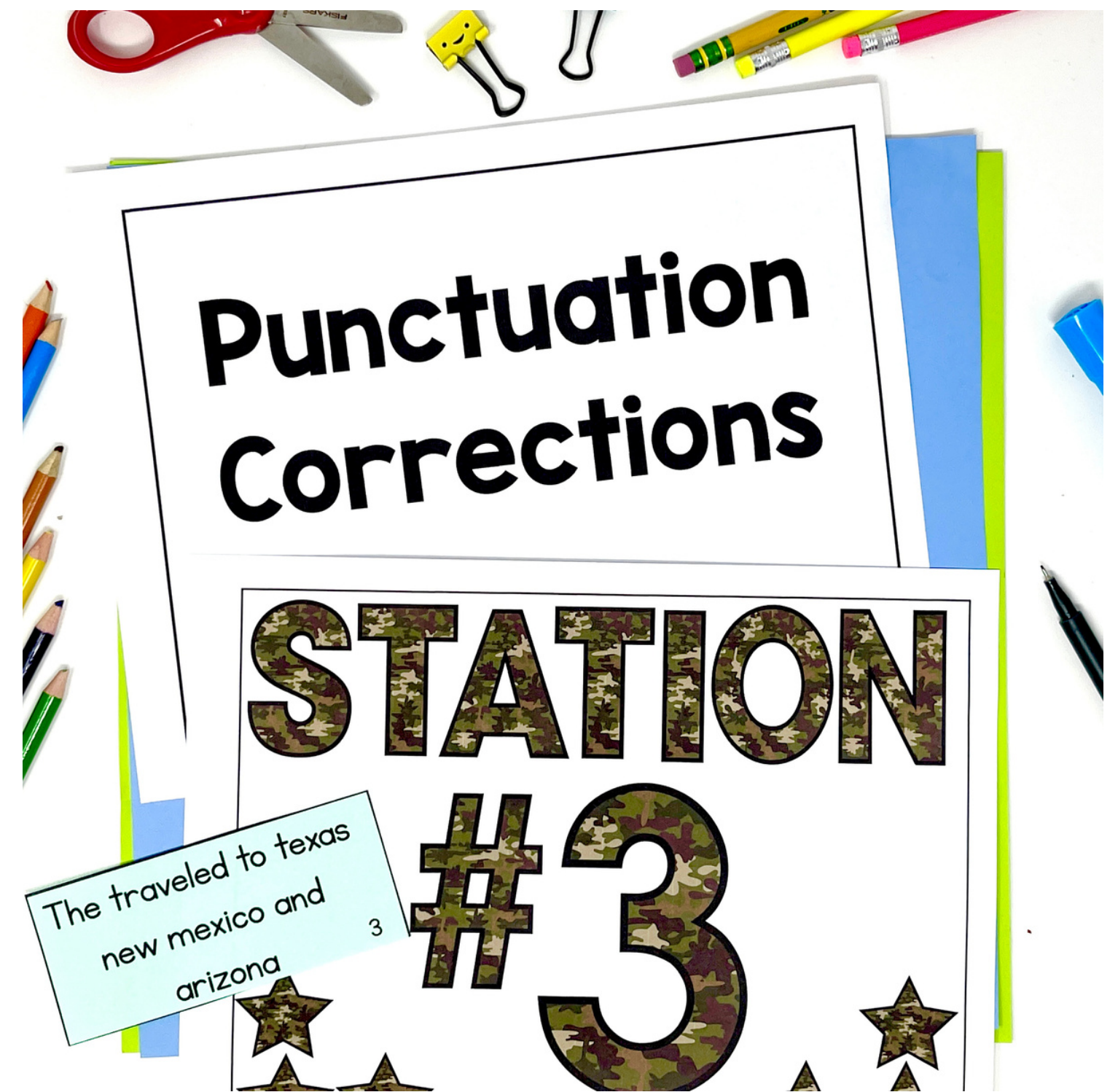
Write an article for the school newspaper in which you give your opinion about whether students in your school should switch classes for different subjects. 1

Write an essay in which you give your opinion about schools requiring every student to learn how to play an instrument. 2



# What's Included?

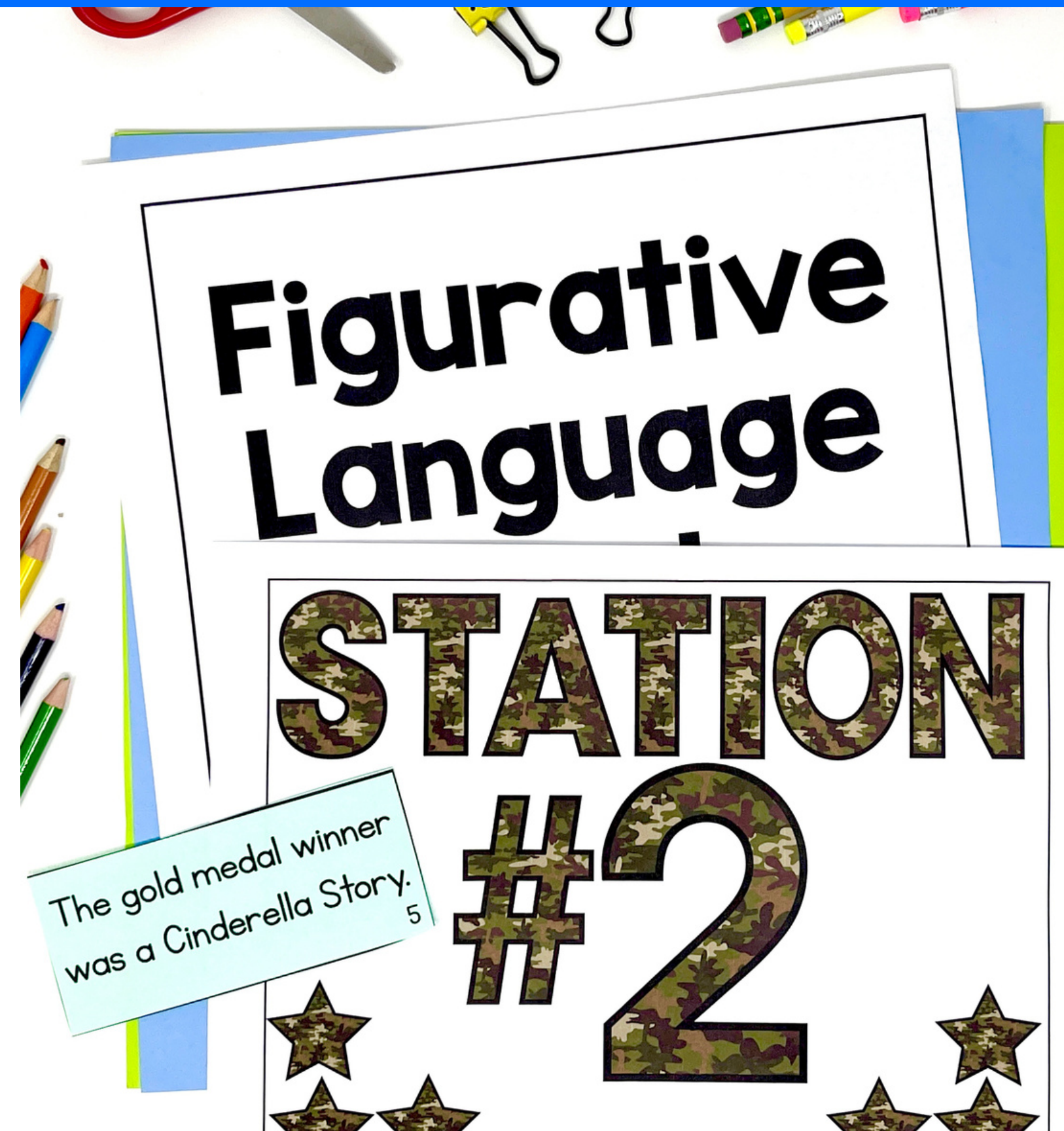
- ★ 5 Secret Missions (AKA Writing Stations)
- ★ Each station includes student directions, recording sheets, sorting cards, and answer keys
- ★ Writing Station Signs (available in camouflage or black and white versions)
- ★ Blank Boot Camp Labels (great to use as name tags, station labels, group names, etc.)





# 5 Writing Station Activities

- ★ Opinion vs. Informative Writing Prompt Sort
- ★ Figurative Language Sort
- ★ Punctuation Corrections
- ★ There, Their, and They're Sort
- ★ Writing Complex Sentences



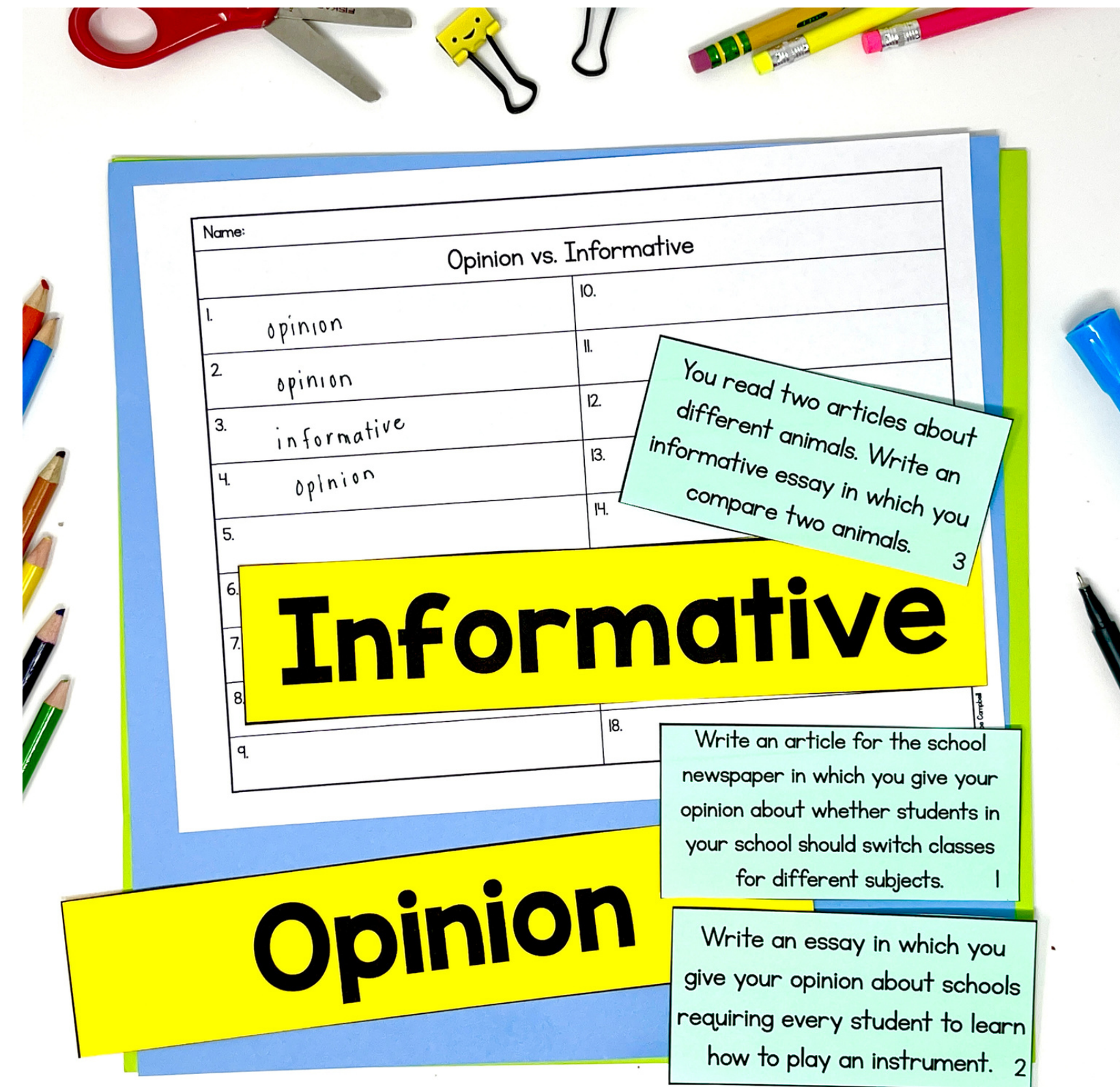


# Station #1

## Informative vs. Opinion Writing Prompt Sort

Students will sort each of the writing prompts into two categories: opinion or informative.

- ✓ Student Directions
- ✓ 18 Sorting Cards
- ✓ Recording Sheet
- ✓ Answer Key Station
- ✓ Signs





# Station #2

## Figurative Language Sort

Students will sort each of the figurative language sentences into the correct category.

- ✓ Student Directions
- ✓ 21 Sorting Cards
- ✓ Recording Sheet
- ✓ Answer Key
- ✓ Station Signs

**Directions**

Sort each of the sentences into the correct category: simile, metaphor, hyperbole, personification, alliteration, onomatopoeia, idiom, allusion, and oxymoron. Write your answers on the recording sheet.

**Metaphor**

**Oxymoron**

**Idiom**

The new baby was a bundle of joy. 2

**Allusion**

**Simile**

My brothers are as loud as cymbals clanging together. 1

**Alliteration**

**Onomatopoeia**

**Hyperbole**



# Station #3

## Correct the Punctuation

Students will read the sentence on the card. Add punctuation as they re-write the sentence correctly on the recording sheet.

- ✓ Student Directions
- ✓ 18 Sorting Cards
- ✓ Recording Sheet
- ✓ Answer Key
- ✓ Station Signs

Name: \_\_\_\_\_

Punctuation Corrections

1. "Katie, let's go to the mall," shouted Melissa.	10.
2. "Are you ready to head to the beach?" questioned Emily.	11.
3.	12.
4.	13.
Katie lets go to the mall shouted Melissa 1	14.
are you ready to head to the beach questioned emily 2	15.
	16.
	17.
	18.

The traveled to texas  
new mexico and  
arizona 3

Mark asked can you pick  
a color to paint the  
bedroom 4

**Directions**  
Read the sentence on the card. Add punctuation as you re-write  
the sentence correctly on your recording sheet.

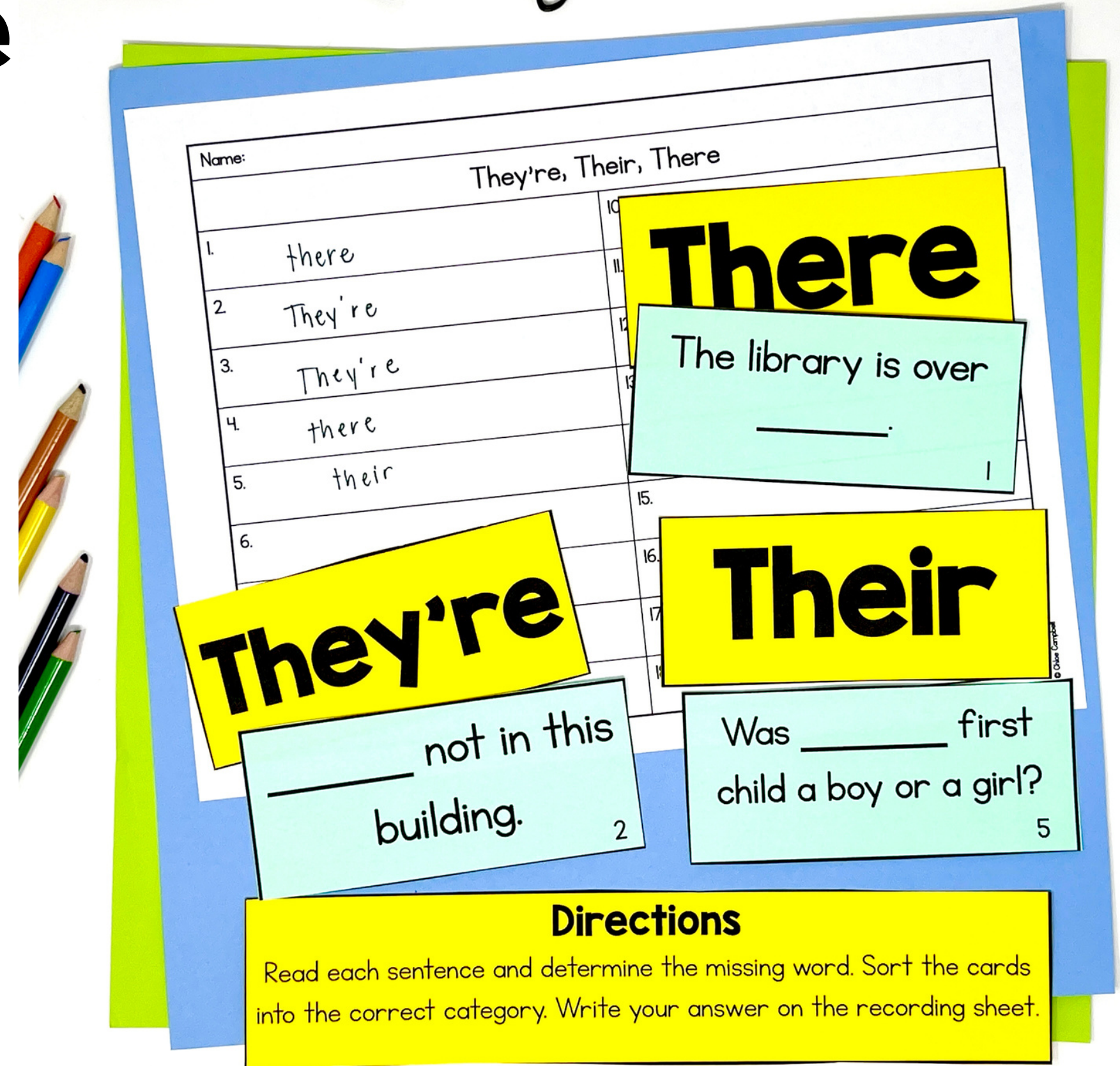


# Station #4

## There, Their, They're

Students will read each sentence and determine the missing word. Sort the cards into the correct category.

- ✓ Student Directions
- ✓ 18 Sorting Cards
- ✓ Recording Sheet
- ✓ Answer Key
- ✓ Station Signs





# Station #5

## Create Complex Sentences

Students will turn the simple sentences into complex sentences.

- ✓ Student Directions
- ✓ 18 Sorting Cards
- ✓ Recording Sheet
- ✓ Answer Key
- ✓ Station Signs

The image shows a recording sheet titled "Complex Sentences" with a "Name:" field. It contains a grid of 18 numbered boxes (1-18) for sorting cards. Three cards are placed in the grid:


- Card 1: "My favorite subject is science. I like being able to do experiments." (Numbered 3 in the bottom right corner)
- Card 10: "My mom's favorite number is 22. My favorite number is 2." (Numbered 4 in the bottom right corner)
- Card 15: "My family likes going to amusement parks. SeaWorld is our favorite." (Numbered 6 in the bottom right corner)

Below the grid is a yellow box titled "Directions" with the following text:

**Directions**  
Turn simple sentences into a complex sentence.  
Simple Sentence Example: I agree with the author. I think dogs are the best pets.  
Complex Sentence Example: I completely agree with the author, who stated that dogs are the best pets.  
Complex Sentence Example: In my opinion, the author is correct in stating that dogs are the best pets.



# HAPPY TEACHERS SAID...



“ My **students loved** this. What a fun way to practice this skill. I really like the prompt station. **It's so important** that students know what type of writing is in the test. ”

“ My **students loved** this as I put them into 4 teams and they did rotations. We used camouflage pencils, and I bought stickers and bracelets for them to wear. The groups were named after our Armed Forces. Some were **easy** and some were **challenging**. I loved this resource so much! ”

“ This was such a **great review** of writing concepts. I loved how they got to practice skills in a **collaborative way**, and we were able to **review many concepts**. Students loved it! **Highly recommend!** Will be using again next year. ”



# GRAB the BUNDLE!

Get these 5  
Stations PLUS a  
writing flip book  
with checklists &  
tips.

Click here to get the  
BUNDLE!

