









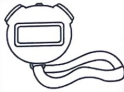






Add & Subtract Fractions

SOLVE
THE
ROOM

Name: _____

Directions: Find the card that matches each shape and solve the problem. Write the answer in the box that matches the shape.

		
		
		
		
	<div>$\frac{1}{2} + \frac{2}{5}$</div>	
		
		
		
		
		








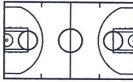


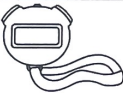




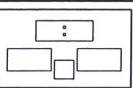




© Chloe Campbell



**Students find
problems
around the
room & write
the answers
on their
recording
sheet.**


Name: _____

Directions: Find the card that matches each shape and solve the problem. Write the answer in the box that matches the shape.

© Chloe Campbell

Teacher Directions Included



Write the Room


Basketball Theme

Directions for Use:

- Print out each page. I recommend using cardstock.
- You can laminate the pages so they last longer.
- Cut out each card. There are 4 to a page.
- Place cards around the room or tape cards to the walls.
- Give students a clipboard and they'll walk around the room to find the cards.
- Students will find the card that matches each shape and solve the problem. Write the answer in the box that matches the shape.
- If you'd like to challenge your students or keep them busy when they finish, ask students to create word problems that match the numbers on the cards.




20 Problems



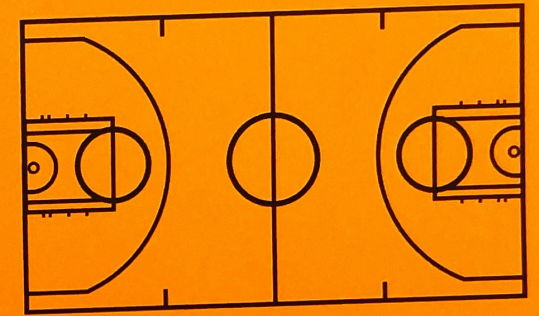
$$\frac{1}{2} + \frac{2}{5}$$




$$\frac{1}{2} + \frac{1}{10}$$



$$\frac{4}{10} - \frac{2}{9}$$



$$\frac{1}{6} + \frac{4}{9}$$



$$\frac{4}{6} - \frac{2}{8}$$

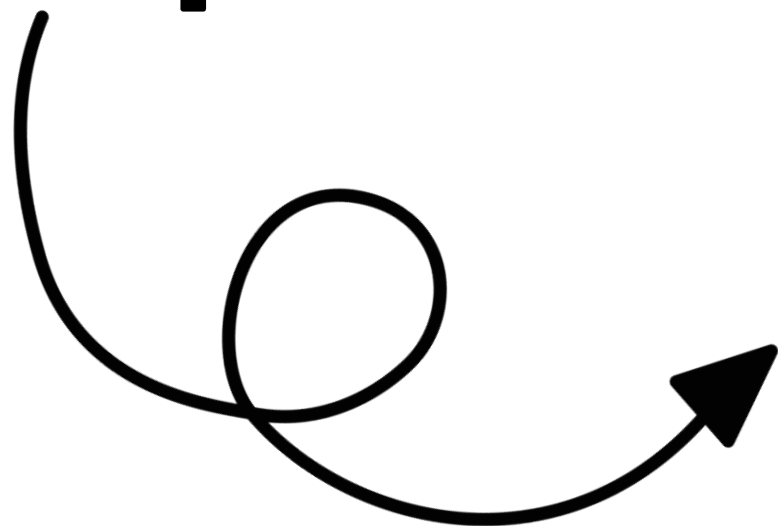


$$\frac{2}{3} - \frac{4}{9}$$



Extension Activity

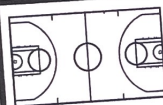
Students create a matching word problem.



Name: _____

Create a Matching Word Problem

Directions: Use the numbers from the cards to write your own matching word problem.



Name: _____

Create a Matching Word Problem

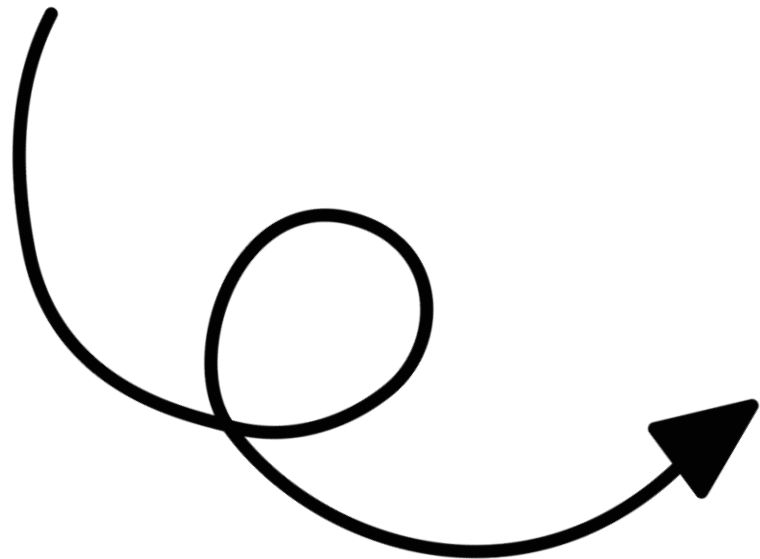
Directions: Use the numbers from the cards to write your own matching word problem.



How to Use:

1. Print out each page. You can print on cardstock and/or laminate to help the cards last longer.
2. Cut out each card. There are 4 to a page.
3. Place the cards around the room or tape the cards to the walls, back of student chairs, doorways, etc.
4. Give students a clipboard. They'll walk around the room to find the cards.
5. Students will find the card that matches each shape. They'll solve the problem then write the answer in the box that matches the shape.

Answer Key Included



Name: _____

Answer Key



Add and Subtract Fractions

Directions: Find the card that matches each shape and solve the problem. Write the answer in the box that matches the shape.

	$11/18$		$7/40$
	$2/9$		$2/9$
	$11/15$		$1/9$
	$3/10$		$8/45$
	$5/12$		$9/10$
	$3/5$		$1 \text{ and } 1/6$
	$1 \text{ and } 1/6$		$11/20$
	$11/20$		$1 \text{ and } 23/72$
	$1 \text{ and } 23/72$		$9/10$
	$9/10$		



Students are up and moving around the room while solving math problems. That's a WIN!



Purchase now to see student engagement increase in your classroom!