

$35.4 - 5.9$

$11.88 + 5.$

$3.52 + 0.2$

$8.96 - 1.6$








$58.59 + 9.3$

$0.125 + 0.25$


# SOLVE THE ROOM

Name: \_\_\_\_\_

Directions: Find the card that matches each shape and solve the problem. Write the answer in the box that matches the shape.

$38.22 - 3.9$


























**Students find problems around the room & write the answers on their recording sheet.**

Name: \_\_\_\_\_

Directions: Find the card that matches each shape and solve the problem. Write the answer in the box that matches the shape.

# Teacher Directions Included




## Write the Room

Directions for Use:

- Print out each page. I recommend using cardstock.
- You can laminate the pages so they last longer.
- Cut out each card. There are 4 to a page.
- Place cards around the room or tape cards to the walls.
- Give students a clipboard and they'll walk around the room to find the cards.
- Students will find the card that matches each shape and solve the problem. Write the answer in the box that matches the shape.
- If you'd like to challenge your students or keep them busy when they finish, ask students to create word problems that match the numbers.




# 20 Problems



$$38.22 - 3.9$$



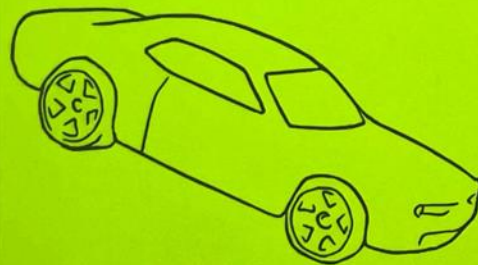
$$0.36 + 0.08$$



$$8.96 - 1.6$$



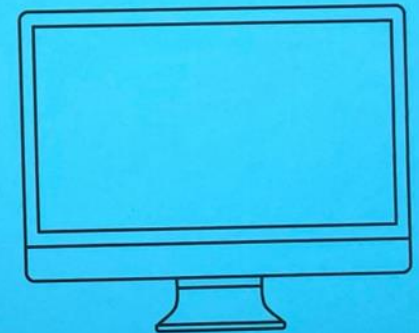
$$35.4 - 5.9$$



$$58.59 + 9.3$$




$$0.125 + 0.25$$



# Extension Activity

**Students create a  
matching word  
problem.**



Two worksheets titled "Create a Matching Word Problem" are shown, one with a pink header and one with a blue header. Both worksheets include a "Name:" line and directions: "Directions: Use the numbers from the cards to write your own matching word problem."

The pink worksheet features a vertical list of ten icons: a drink, a laptop, a car, an alligator, a video game controller, a pizza, a roller coaster, a cupcake, a computer monitor, and a shark. A blue pen is placed vertically next to the icons.


The blue worksheet features a vertical list of ten icons: a bowl of food, headphones, a die, a pencil, a shoe, a sneaker, a kangaroo, a trampoline, a water bottle, and a person on a tripod.

# How to Use:

1. Print out each page. You can print on cardstock and/or laminate to help the cards last longer.
2. Cut out each card. There are 4 to a page.
3. Place the cards around the room or tape the cards to the walls, back of student chairs, doorways, etc.
4. Give students a clipboard. They'll walk around the room to find the cards.
5. Students will find the card that matches each shape. They'll solve the problem then write the answer in the box that matches the shape.



# Answer Key Included























**Answer Key**

Name: \_\_\_\_\_

## Add & Subtract Decimals

Directions: Find the card that matches each shape and solve the problem. Write the answer in the box that matches the shape.

	7.36		68.08
	4.83		67.89
	29.5		0.44
	0.88		5.68
	34.32		26.6
	3.72		0.852
	0.885		17.28
	1.54		0.55
	0.375		0.13
	43.4		0.54

© Chloe Campbell

**Students are up and moving around the room while solving math problems. That's a WIN!**



**Purchase now to see student engagement increase in your classroom!**