

Rounding Whole Numbers

SOLVE THE ROOM

Round to the nearest thousand.
12,992

Round to the nearest hundred.
47,052

Round to the nearest ten.
505,022





















Round to the nearest thousand.
72,425

Round to the nearest ten.
452,054



Name _____

Directions: Find the card that matches each shape and solve the problem. Write the answer in the box that matches the shape.

| | |
|---|---|
|  |  |
|  |  |
|  |  |
|  |  |
|  |  |
|  |  |
|  |  |
|  |  |
|  |  |
|  |  |
















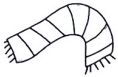




© Chloe Campbell



Clipboard with a worksheet titled "Winter Matching Game".

Name: _____

Directions: Find the card that matches each shape and solve the problem. Write the answer in the box that matches the shape.

| | |
|---|--|
|  |  |
|  |  |
|  |  |
|  |  |
|  |  |
|  |  |
|  |  |
|  |  |
|  |  |
|  |  |

© Chloe Campbell




Students find problems around the room & write the answers on their recording sheet.

What's Included?

- Teacher Directions & Tips
- 20 Problem Cards
- Student Recording Sheet
- Extension Activity: Create a matching word problem
- Answer Key



20 Problems



Round to the nearest ten.

452,054

A line drawing of a winter hat with a pom-pom and a striped band.

Round to the nearest thousand.

72,425

A line drawing of several evergreen trees in a snowy landscape.

Round to the nearest ten.

52,347

A line drawing of a penguin wearing a scarf and a hat.

Round to the nearest thousand.

12,992

A line drawing of a person wearing a winter hat, scarf, and overalls.

Round to the nearest hundred.

47,052

A line drawing of a snow globe with a snow cap on top.


Round to the nearest thousand.

255,491

A line drawing of two hearts with polka dots and a small figure between them.

Extension Activity

Students create a matching word problem.



Two worksheets titled "Create a Matching Word Problem" are shown, each with a blue header and a "Name:" line.

The first worksheet (left) has a blue header and a list of winter-themed icons in a column: a person in winter gear, ice skates, a snow globe, a beanie, a mitten, a mug, a reindeer, a scarf, a top hat, and a snowman. Below the icons are ten horizontal lines for writing.

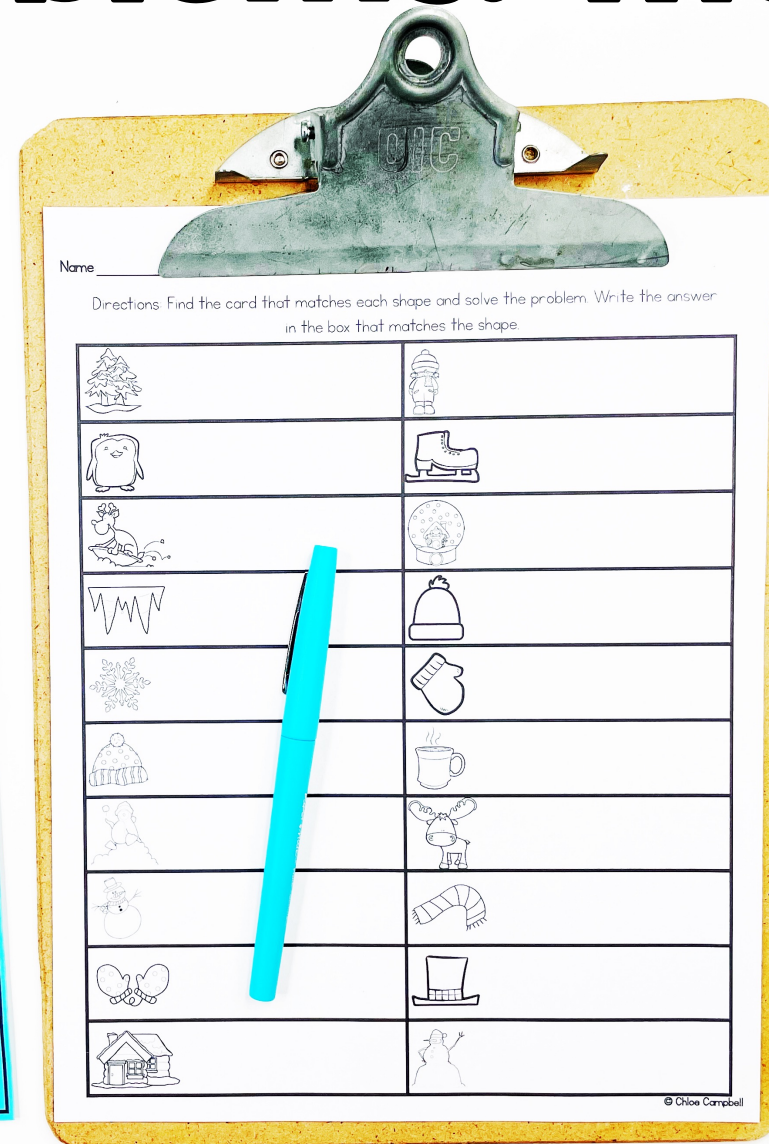
The second worksheet (right) has a blue header and a list of winter-themed icons in a column: a snow-covered tree, a penguin, a reindeer, icicles, a snowflake, a snowman, a snowman, a snowman, a snowman, and a snowman. Below the icons are ten horizontal lines for writing. A blue pen is placed diagonally across the bottom half of the second worksheet.

Decorative snowflakes are placed around the worksheets: two at the top right and two at the bottom center.

How to Use:

1. Print out each page. You can print on cardstock and/or laminate to help the cards last longer.
2. Cut out each card. There are 4 to a page.
3. Place the cards around the room or tape the cards to the walls, back of student chairs, doorways, etc.
4. Give students a clipboard. They'll walk around the room to find the cards.
5. Students will find the card that matches each shape. They'll solve the problem then write the answer in the box that matches the shape.

Students are up and moving around the room while solving math problems. That's a WIN!



Purchase now to see student engagement increase in your classroom!