

# Add & Subtract Within 1,000

SOLVE  
THE  
ROOM


$$591 - 238$$

$$982 - 279$$

$$784 - 397$$
















$$812 - 486$$

$$678 - 192$$




Name: \_\_\_\_\_

Directions: Find the card that matches each shape and solve the problem. Write the answer in the box that matches the shape.

$$646 - 318$$














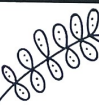










**Students find problems around the room & write the answers on their recording sheet.**

Name: \_\_\_\_\_


Directions: Find the card that matches each shape and solve the problem. Write the answer in the box that matches the shape.

© Chloe Campbell



# Teacher Directions Included



## Write the Room

### Spring Theme


#### Directions for Use:

- Print out each page. I recommend using cardstock.
- You can laminate the pages so they last longer.
- Cut out each card. There are 4 to a page.
- Place cards around the room or tape cards to the walls.
- Give students a clipboard and they'll walk around the room to find the cards.
- Students will find the card that matches each shape and solve the problem. Write the answer in the box that matches the shape.
- If you'd like to challenge your students or keep them busy when they finish, ask students to create word problems that match the numbers.

© Chloe Campbell




# 20 Problems



$$177 + 246$$




$$678 - 192$$



$$812 - 486$$




$$591 - 238$$



$$784 - 397$$



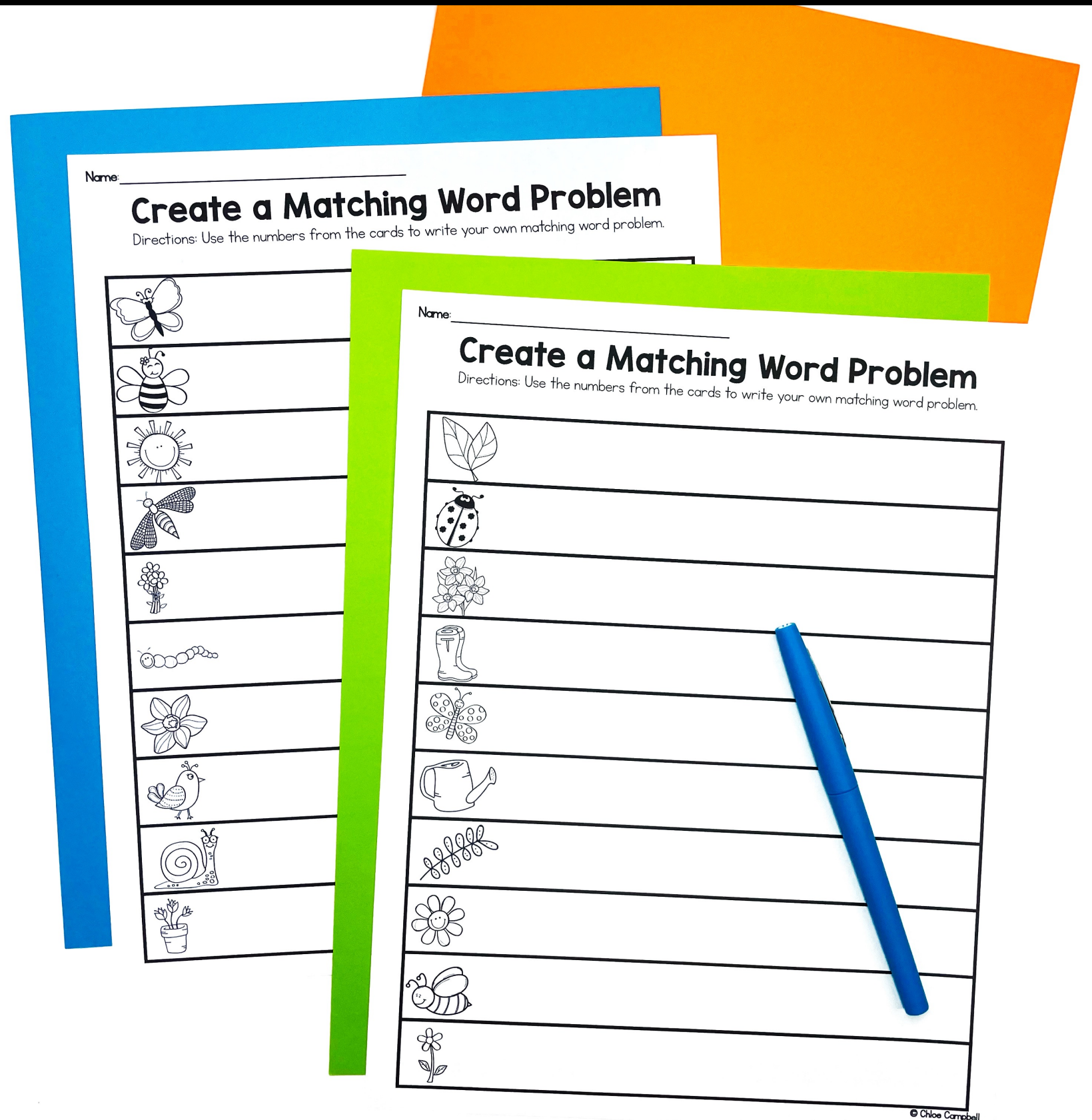

$$736 + 124$$





# Extension Activity

Students create a matching word problem.





# How to Use:

1. Print out each page. You can print on cardstock and/or laminate to help the cards last longer.
2. Cut out each card. There are 4 to a page.
3. Place the cards around the room or tape the cards to the walls, back of student chairs, doorways, etc.
4. Give students a clipboard. They'll walk around the room to find the cards.
5. Students will find the card that matches each shape. They'll solve the problem then write the answer in the box that matches the shape.



Answer Key  
Included



# Students are up and moving around the room while solving math problems. That's a WIN!



**Purchase now  
to see student  
engagement  
increase in  
your  
classroom!**