

Compare Decimals

SOLVE THE ROOM

0.9 ○ 0.09

4.61 ○ 4.81

6.20 ○ 6.02
















4.91 ○ 4.90

4.62 ○ 6.42




Name: _____

Directions: Find the card that matches each shape and solve the problem. Write the answer in the box that matches the shape.





















	
	
	
	
	
	
	
	
	
	

3.32 ○ 3.03



Name: _____

Directions: Find the card that matches each shape and solve the problem. Write the answer in the box that matches the shape.

© Chloe Campbell




Students find problems around the room & write the answers on their recording sheet.

What's Included?

- Teacher Directions & Tips
- 20 Problem Cards
- Student Recording Sheet
- Extension Activity: Create a matching word problem
- Answer Key

20

Problems



$4.61 \bigcirc 4.81$

A black and white line drawing of a woven basket filled with several pumpkins. Two pumpkins are also shown on the ground in front of the basket.

$0.9 \bigcirc 0.09$

A black and white line drawing of a squirrel sitting and holding a nut in its paws.

$3.32 \bigcirc 3.03$

A black and white line drawing of a fox sitting and looking to the left.

$42.12 \bigcirc 4.21$

A black and white line drawing of a turkey standing and facing forward.

$5.21 \bigcirc 5.22$


A black and white line drawing of a plant with many long, thin leaves growing from a central stem.

$4.62 \bigcirc 6.42$

A black and white line drawing of a pumpkin with a stem and a single leaf attached to it.

Extension Activity











Students create a
matching word
problem.



Name: _____

Create a Matching Word Problem











Directions: Use the numbers from the cards to write your own matching word problem.

Name: _____

Create a Matching Word Problem

Directions: Use the numbers from the cards to write your own matching word problem.



How to Use:

1. Print out each page. You can print on cardstock and/or laminate to help the cards last longer.
2. Cut out each card. There are 4 to a page.
3. Place the cards around the room or tape the cards to the walls, back of student chairs, doorways, etc.
4. Give students a clipboard. They'll walk around the room to find the cards.
5. Students will find the card that matches each shape. They'll solve the problem then write the answer in the box that matches the shape.

Students are up and moving around the room while solving math problems. That's a WIN!



**Purchase now
to see student
engagement
increase in
your
classroom!**