

Rounding Whole Numbers

SOLVE THE ROOM

Round to the nearest
ten thousand.
18,415

Round to the nearest
thousand.
12
















Round to the nearest
hundred.
999

Round to the
nearest hundred.
362


Round to the
nearest hundred.
5,780

Name _____

Directions: Find the card that matches each shape and solve the problem. Write the answer in the box that matches the shape.

Round to the nearest thousand.
1,115














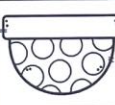








Easter Theme

Students find problems around the room & write the answers on their recording sheet.

Name: _____

Directions: Find the card that matches each shape and solve the problem. Write the answer in the box that matches the shape.


	
	
	
	
	
	
	
	
	
	

© Chloe Campbell

What's Included?

- Teacher Directions & Tips
- 20 Problem Cards
- Student Recording Sheet
- Extension Activity: Create a matching word problem
- Answer Key

20 Problems




Round to the
nearest ten.

498




Round to the
nearest hundred.

5,780




Round to the
nearest thousand.

1,115




Round to the
nearest ten.

456




Round to the
nearest hundred.

362




Round to the
nearest hundred.

999



Extension Activity


**Students create a
matching word
problem.**



Name: _____

Create a Matching Word Problem











Directions: Use the numbers from the cards to write your own matching word problem.



Name: _____

Create a Matching Word Problem

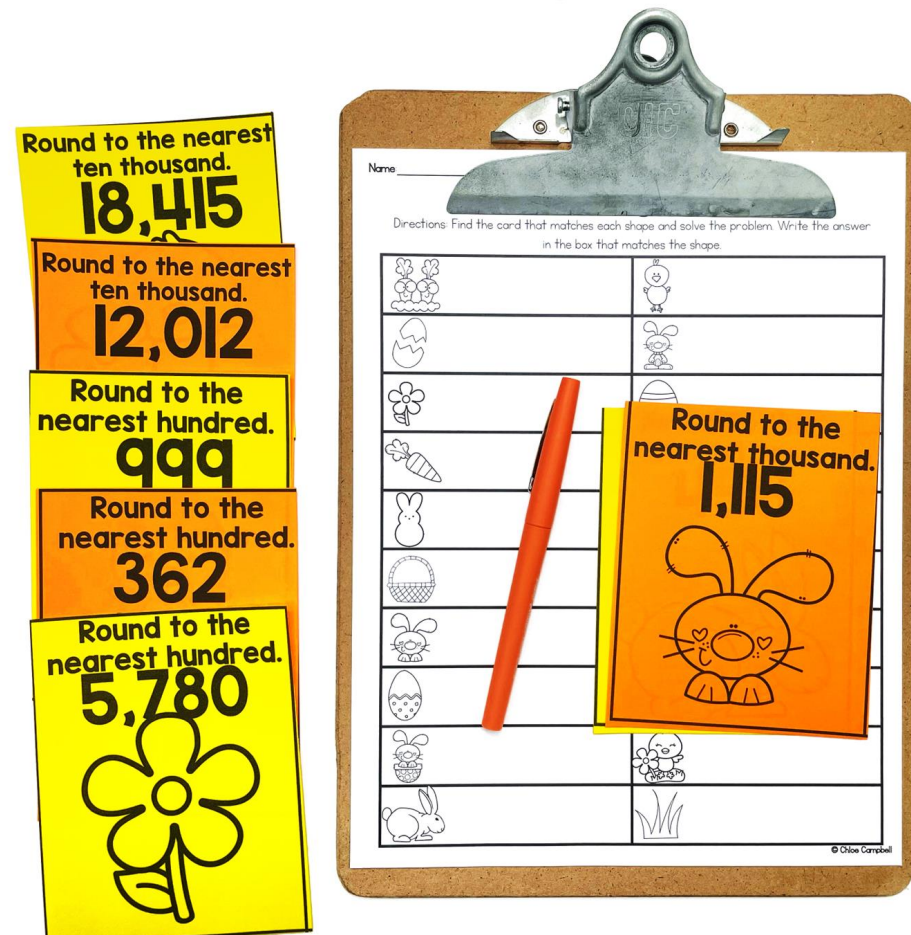
Directions: Use the numbers from the cards to write your own matching word problem.

How to Use:

1. Print out each page. You can print on cardstock and/or laminate to help the cards last longer.
2. Cut out each card. There are 4 to a page.
3. Place the cards around the room or tape the cards to the walls, back of student chairs, doorways, etc.
4. Give students a clipboard. They'll walk around the room to find the cards.
5. Students will find the card that matches each shape. They'll solve the problem then write the answer in the box that matches the shape.

Students are up and moving around the room while solving math problems. That's a WIN!



Purchase now to see student engagement increase in your classroom!