

Dividing Decimals SOLVE THE ROOM

$$54.11 \div 28.14$$

$$45.11 \div 2.2$$

$$52.32 \div 2.16$$

$$96.32 \div 10.2$$














$$85.11 \div 4.10$$

$$53.12 \div 2.2$$



Name _____

Directions: Find the card that matches each shape and solve the problem. Write the answer in the box that matches the shape.

$$561.1 \div 3.13$$














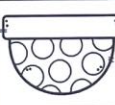








Easter Theme

Students find problems around the room & write the answers on their recording sheet.

Name: _____

Directions: Find the card that matches each shape and solve the problem. Write the answer in the box that matches the shape.


	
	
	
	
	
	
	
	
	
	

© Chloe Campbell

What's Included?

- Teacher Directions & Tips
- 20 Problem Cards
- Student Recording Sheet
- Extension Activity: Create a matching word problem
- Answer Key


20 Problems



$$561.1 \div 3.13$$




$$754.2 \div 12.25$$



$$53.12 \div 2.2$$



$$85.11 \div 4.10$$



$$96.32 \div 10.2$$




$$54.11 \div 28.14$$



Extension Activity


Students create a matching word problem.



Name: _____

Create a Matching Word Problem











Directions: Use the numbers from the cards to write your own matching word problem.



Name: _____

Create a Matching Word Problem

Directions: Use the numbers from the cards to write your own matching word problem.

How to Use:

1. Print out each page. You can print on cardstock and/or laminate to help the cards last longer.
2. Cut out each card. There are 4 to a page.
3. Place the cards around the room or tape the cards to the walls, back of student chairs, doorways, etc.
4. Give students a clipboard. They'll walk around the room to find the cards.
5. Students will find the card that matches each shape. They'll solve the problem then write the answer in the box that matches the shape.

Students are up and moving around the room while solving math problems. That's a WIN!



**Purchase now
to see student
engagement
increase in
your
classroom!**