


# Struggle to find ways to keep students engaged before the Holiday Break ?

Don't spend any more time planning, searching, or brainstorming . Everything you need is in this easy to use download!



# GINGERBREAD HOUSE MATH





Name: \_\_\_\_\_  
HOW MUCH MONEY DID YOU SPEND?  
 +  =

Name: \_\_\_\_\_  
HOW MUCH MONEY DID YOU SPEND?  
 +  +  =

Name: \_\_\_\_\_  
HOW MUCH MONEY DID YOU SPEND?  
 +  +  +  =

 +  +  +  =

 +  +  +  =

 +  +  +  =

Name: \_\_\_\_\_  
HOW MUCH CHANGE SHOULD YOU RECEIVE?  
\$150 -  -  -  =

\$150 -  -  -  =


\$40 -  -  -  =

\$155 -  -  -  =

## ADDING & SUBTRACTING WHOLE NUMBERS

# Gingerbread House Store

Students can use this store to “purchase” items to build a Gingerbread House. As they purchase each part of their house, students practice adding and subtracting whole numbers.





Includes  
Extension  
Questions!

**GINGERBREAD HOUSE STORE**

Window \$14

Window \$13

Door

Wreath \$3

Candy Canes \$2

\$1 Per Candy

**GINGERBREAD HOUSE EXTENSION QUESTIONS**

Name: \_\_\_\_\_

1. If you purchased all of your Gingerbread house building supplies with two one-hundred dollar bills, how much change will you receive?
2. If you purchased all of your Gingerbread house building supplies by paying with two one-hundred dollar bills, three twenty dollar bills, two ten dollar bills, and a five dollar bill, how much change will you receive?
3. Your budget is now \$100. Do you have enough money for your original plan? What changes do you need to make to your order to stay within budget?

**GINGERBREAD HOUSE STORE**

Roof \$45

Roof \$47

Roof \$38

Roof \$35

House \$86

© Chae Campbell 2016

# Engaging Activities to use before the Holiday Break!



# DESIGN YOUR OWN GINGERBREAD HOUSE

A worksheet titled "DESIGN YOUR OWN GINGERBREAD HOUSE" featuring three math problem sheets. The central sheet is titled "HOW MUCH MONEY DID YOU SPEND?" and includes a "Name:" field. It contains a 5x4 grid of boxes for numbers, with plus signs between the first three boxes of each row and an equals sign followed by a box for the total. To the left and right of the central sheet are two other similar sheets, partially visible, also titled "HOW MUCH MONEY DID YOU SPEND?". The background of the worksheet shows colorful paper scraps (green, yellow, blue, pink) and two pens (purple and green).

1. Draw pictures of your gingerbread house items.
2. Add the price of each item to find the total cost of your gingerbread house.

# Download now to see your students engaged while practicing important math skills!

Name: \_\_\_\_\_

CREATE A GLORIOUS GINGERBREAD HOUSE

SHOW YOUR WORK

Name: \_\_\_\_\_

DRAW YOUR GINGERBREAD HOUSE

SHOW YOUR WORK

### GINGERBREAD HOUSE STORE

Window \$14

Window \$13

Door \$24

Door \$22

Wreath \$3

Mistletoe \$2

\$1 Per Candy

Tree \$9

Tree \$11

Candy Canes \$2

Lollipops \$3

© Chloe Campbell 2015

### GINGERBREAD HOUSE STORE

Roof \$45

Roof \$47

Roof \$41

Roof \$38

Roof \$35

Chimney \$14

House \$75

House \$86

© Chloe Campbell 2015